

Financial Report
For the Month of June 2019
Fiscal Year 2018-19

City of Compton

September 30, 2019

TO: THE HONORABLE MAYOR AND COUNCIL MEMBERS
FROM: RAFAELA T. KING - CITY CONTROLLER
SUBJECT: FINANCIAL REPORT -
FOR THE MONTH ENDED JUNE 30, 2019

SUMMARY

The Financial Report for the month ended June 30, 2019 provides an overview of the revenues, expenditures and fund balances of the City of Compton.

The City-wide total revenue of **\$185.52 million** represents about **106%** of the revenues budget. The City-wide expenditures amounted to **\$156.59 million** which was **81%** of the expenditures budget. The difference of **\$28.93 million** between the City-wide revenue collections and actual expenditures for the fiscal year to June 30, 2019 represents significant spending controls in place by City management.

General Fund revenues amounted to **\$72.75 million** while the total General Fund expenditure was **\$64.83 million**, representing a surplus of revenues over expenditures of **\$7.92 million**. The General Fund total revenue is more than the General Fund expenditures. This positive situation is a result of the expenditure cuts and cost saving measures performed by the City during the current fiscal year. Having a no deficit spending is also in line with the State Controller requirements for the City due to audit findings.

REVENUE COLLECTIONS

The General Fund total revenue from beginning of the fiscal year to June 30, 2019 was **\$72,747,580**. The revenues recorded in this Fund include Property Tax, Sales and Use Taxes, Franchise Fees, Utility Users Tax, Licenses and Permit Fees, Motor Vehicle License Fee, Fines and Forfeitures, and Charges for Current Services.

Measure P is a sales tax initiative passed in 2016 to be allocated in General Fund for street maintenance, increase lighting, public safety and stabilize basic City services. Fifteen percent (**15.8%**) of General Fund revenues collected as of June 30, 2019 come from Measure P. It is important to note that although these are the specific areas Measure P is being allocated to, it is considered a source of General Fund revenue and therefore can be used for other expenses as well.

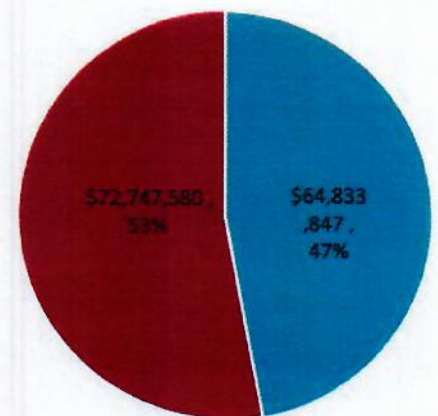
SNAPSHOT ANALYSIS

YEAR-TO-DATE AMOUNTS

CITY-WIDE	
REVENUES	\$185.52M
EXPENDITURES	\$156.59M
SURPLUS	\$ 28.93M

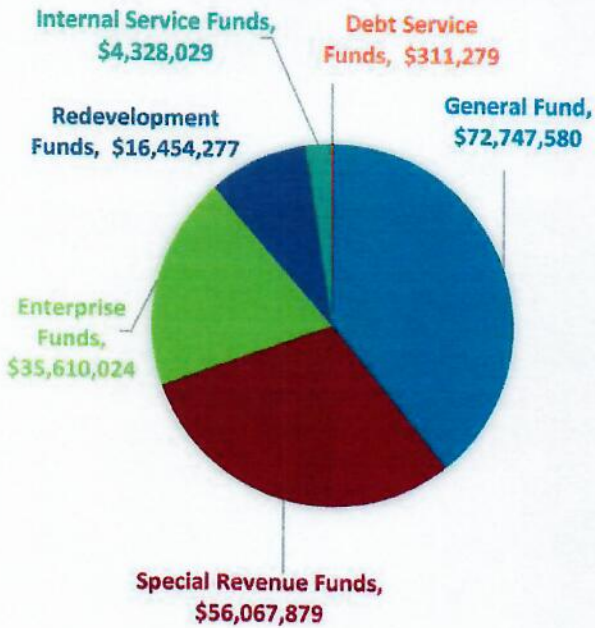
GENERAL FUND	
REVENUES	\$ 72.75M
EXPENDITURES	\$ 64.83M
SURPLUS	\$ 7.92M

General Fund



■ Total Expenditures ■ Total Revenues

REVENUES CHART



The Special Revenue Funds received **\$56,067,879** while the Debt Service Funds had **\$311,279** revenues as of the end of June 2019.

The Enterprise Funds are comprised of the Water Fund, Sewer Fund, Rubbish Fund, Recreation Programs Fund, and the Golf Course Fund. The Enterprise Funds had total revenues of **\$35,610,024** as of the end of June 2019.

The Internal Service Funds include such funds as the Equipment Rental, Central Duplicating, Worker’s Compensation, and the General Liability Insurance Fund. These funds account for goods and services provided to other departments and liability claims. The total revenue for these funds as of end of June 2019 was **\$4,328,029**.

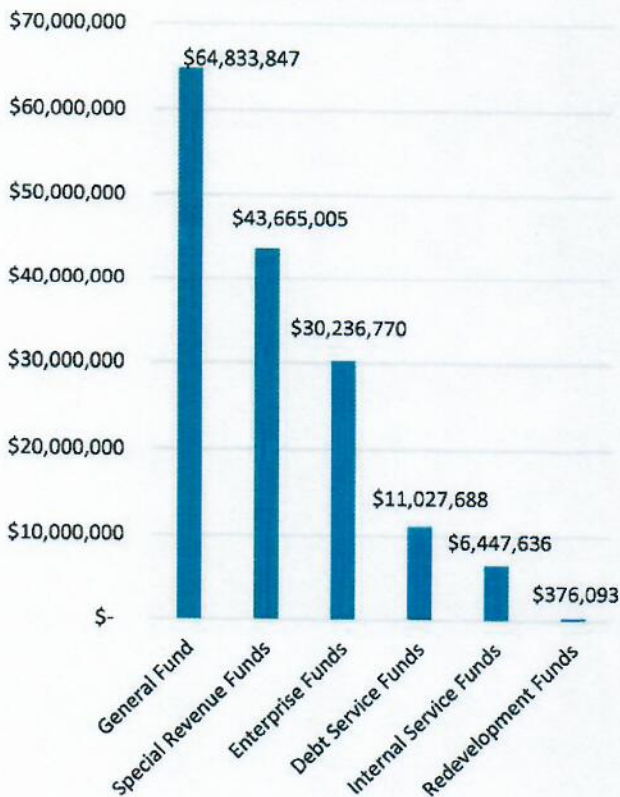
The City-wide actual revenue collection of **106%** as compared to the budget is above the anticipated (pro-rated) estimate of **100%**. The General Fund collection percentage of **107%** was slightly higher the anticipated pro- rated estimate of **100%** as of as of fiscal year 2018-2019.

EXPENDITURES

The Expenditure Summary in **Appendix D** shows that the General Fund had total expenditures of **\$64.83 million** as of the end of June 2019, Special Revenue Funds had **\$43.67 million**, Debt Service Funds had **\$11.03 million**, Enterprise Funds **\$30.24 million**, Successor Agency Funds **\$0.37 million** and Internal Service Funds **\$6.45 million**. Also, the “Costs by Department” report (**Appendix F**) provides a summary of each Department’s total expenditures for the fiscal year to June 2019 and percentage of the total expenditures compared to the budgeted amount.

Most of the expenditure categories in the General Fund are less than the **100%** target for the twelfth month of the fiscal year 2018/2019. However, the Fire Department has spent **\$3,348,009 (154%)** out of its General Fund overtime budget of **\$2,170,000**. Also, the General Services Department has spent **\$85,480 (342%)** out of its General Fund overtime budget of **\$25,000**. Increase in General Services is determined by increase in City events and Dollarhide Community Center rentals. On the other hand, Human Resources and Office of the City Controller show significant salary savings with expenditures of **71%** and **75%** respectively, both much less than the **100%** target.

Expenditures Chart



FUND BALANCES

The Fund Balances Summary Report in **Appendix E** provides the beginning fund balances of each of the major funds and the fund balances as of June 30, 2019.

As of end of June 2019, fund balances have not been audited. Due to the last audited financial statements being rescinded due to fraudulent activity and the opinion from the State Controller's Office in regards to the challenges in the internal control structure, no reliable fund balances are available to report at this time. The Controller's Office is working aggressively with external auditors to determine what the true fund balances should be.

The table below shows the net effect of how fund balances and accumulated financial resources were utilized by some of the major funds as of June 30, 2019 as well as the estimated fund balance.

Fund Number	Fund Name	Estimated Beginning Fund Balance 6/30/2018	Revenues Year-To-Date 6/30/2019	Expenditures Year-To-Date 6/30/2019	Estimated Ending Fund Balance 6/30/2019
1001	General Fund	(\$32,321,924)	\$ 61,258,978	\$ (57,010,217)	(\$28,073,162)
1004	Measure P	\$6,159,443	\$ 11,487,592	\$ (7,823,629)	\$9,823,406
1520	Measure R/MTA	(\$2,409,161)	\$ 1,289,144	\$ (935,378)	(\$2,055,395)
1528	Measure M	\$0	\$ 1,430,360	\$ (1,499,880)	(\$69,521)
2100	Retirement Fund	\$30,845,603		\$ (21,605,453)	\$9,240,150
2300	Gas Tax State	\$419,436	\$ 1,570,490	\$ (3,202,324)	(\$1,212,398)
2502	Street Lighting City Wide	(\$987,607)	\$ 4,286,989	\$ (4,655,982)	(\$1,356,600)
2800	CDBG	(\$764,781)	\$ 1,263,743	\$ (1,345,389)	(\$846,427)
2820	Local Housing Authority	(\$493,227)	\$ 7,606,967	\$ (8,257,421)	(\$1,143,681)
6000	Equipment Rental	\$5,227,155	\$ 1,805,477	\$ (1,049,849)	\$5,982,783
6200	Central Duplicating	(\$1,549,579)	\$ 277,326	\$ (271,201)	(\$1,543,454)
6300	Worker's Compensation	(\$7,813,489)	\$ 2,243,800	\$ (1,674,654)	(\$7,244,343)
6400	Liability Insurance Fund	(\$14,137,323)	\$ 1,425	\$ (3,451,932)	(\$17,587,831)
		(\$17,825,454)	\$94,522,292	(\$112,783,311)	(\$36,086,473)

APPENDICES

The following detailed schedules are included in this Financial Report as appendices:

- 1) **Revenue Summary (Appendix A)** –total budgeted revenues for FY 2018-19; actual revenues collected for June 2019; YTD collections as of June 30, 2019 and the percentage of actual collections to budgeted amounts. These amounts are summarized based on the six major fund classifications.
- 2) **General Fund Revenues (Appendix B)** - this schedule provides the details of revenue receipts posted to the General Fund.
- 3) **Enterprise Funds Revenues (Appendix C)** – the schedule provides details of revenue receipts for Water, Rubbish, Sewer, Recreation Programs and Golf Course Funds.
- 4) **Expenditures Summary (Appendix D)** – this shows the budgeted expenditures for the 2018/2019 fiscal year, the actual expenditures for the month of June 2019, and the cumulative actual expenditures for the fiscal year to June 30, 2019.
- 5) **Summary of Fund Balances – Major Funds (Appendix E)** – the focus of this schedule is to show the beginning fund balances (unaudited) of the major funds of the City and the ending fund balances as of June 30, 2019.
- 6) **Costs by Department (Appendix F)** –total expenditures by department as of June 30, 2019.
- 7) **Budget Comparison (Appendix G)** – shows the summary of revenues compared to total budget for the six major budget categories.
- 8) **Budget Comparison (Appendix H)** – shows the summary of revenues compared to expenditures for the six major budget categories as of June 30, 2019.
- 9) **Measure P Expenditures (Appendix I)** – shows the summary of expenditures for Measure P as of June 30, 2019 as compared to the Original Adopted Budget.
- 10) **Budget Modification (Appendix J)** – shows the summary of budget modifications under the 25K City Manager authority as of June 30, 2019.
- 11) **Budget Modification (Appendix K)** – shows the summary of budget transfers via City Council Resolution as of June 30, 2019.
- 12) **Budget Modification (Appendix L)** – shows the summary of budget modifications increasing budget via City Council Resolution as of June 30, 2019.
- 13) **Open Purchase Order (Appendix M)** – listing of all purchase orders generated for the month ended June 30, 2019.
- 14) **Open Purchase Order (Appendix N)** – YTD listing of all open purchase orders as of June 30, 2019.

RECOMMENDATION

It is recommended that the Honorable Mayor and City Council receive and file the Monthly Financial Report for the period ending on June 30, 2019.

Thank you,

RAFAELA T. KING CITY
CONTROLLER

Revenue Summary

Account Number	Fund Name	Original Budget FY 2018-2019	Adjusted Budget FY 2018-2019	Actual June 2019	Year-To-Date 6/30/2019	Percentage Collection
General Fund						
1001	General Fund	\$ 57,293,837	\$ 57,377,837	\$ 7,014,790	\$ 61,258,978	107%
1003	Hazardous Materials Fund	\$ 50,000	\$ 50,000	\$ 903	\$ 1,010	2%
1004	Measure P	\$ 10,800,000	\$ 10,800,000	\$ 2,811,010	\$ 11,487,592	106%
	Subtotal	\$ 68,143,837	\$ 68,227,837	\$ 9,826,703	\$ 72,747,580	107%
Special Revenue Funds						
1520	Measure R	\$ 1,240,804	\$ 1,240,804	\$ 202,801	\$ 1,289,144	104%
1528	Measure M	\$ 1,399,445	\$ 1,399,445	\$ 226,311	\$ 1,430,360	102%
1900	Prop C	\$ 1,654,906	\$ 1,654,906	\$ 142,962	\$ 1,717,856	104%
2000	Prop A	\$ 2,054,380	\$ 2,054,380	\$ 182,982	\$ 2,119,861	103%
2100	Retirement Fund	\$ 21,875,000	\$ 21,875,000	\$ 1,356,124	\$ 31,330,896	143%
2200	Gas Tax County	\$ 1,674,038	\$ 1,674,038	\$ 309,860	\$ 1,913,988	114%
2300	Gas Tax State	\$ 1,666,383	\$ 1,666,383	\$ 329,984	\$ 1,570,490	94%
2502	Street Lighting City Wide	\$ 4,250,000	\$ 4,250,000	\$ 114,366	\$ 4,286,989	101%
2800	CDBG	\$ 1,624,119	\$ 1,624,119	\$ 110,918	\$ 1,263,743	78%
2820	Local Housing Authority	\$ 8,299,025	\$ 8,299,025	\$ 687,059	\$ 7,606,967	92%
	All others	\$ 3,300,189	\$ 3,300,189	\$ 132,825	\$ 1,537,585	47%
	Subtotal	\$ 49,038,289	\$ 49,038,289	\$ 3,796,192	\$ 56,067,879	114%
Successor Agency Funds						
1201	Redevelopment Agency	\$ 14,407,834	\$ 14,407,834	\$ 92,388	\$ 15,791,221	110%
1205	Low Cost Housing	\$ 236,000	\$ 236,000	\$ 30,446	\$ 524,295	222%
3071	Successor Housing Project	\$ 10,000	\$ 10,000	\$ -	\$ 105,893	1059%
3081	Commercial Projects - Housing	\$ 75	\$ 75	\$ -	\$ 831	1108%
3090	Successor Agency Bond 2010C	\$ -	\$ -	\$ 3,052	\$ 32,037	0%
	Subtotal	\$ 14,653,909	\$ 14,653,909	\$ 125,886	\$ 16,454,277	112%
Debt Service Funds						
3002	Tax Allocation Bond	\$ -	\$ -	\$ 14,393	\$ 129,664	0%
3030	Revenue Bonds 2008	\$ -	\$ -	\$ 6,134	\$ 65,905	0%
3070	CRA Bonds Series 2010A	\$ -	\$ -	\$ 3,072	\$ 32,988	0%
3080	CRA Bonds Series 2010B	\$ -	\$ -	\$ 7,870	\$ 82,642	0%
3091	CRA Bonds Series 2010C	\$ -	\$ -	\$ -	\$ 79	0%
	Subtotal	\$ -	\$ -	\$ 31,469	\$ 311,279	0%
Enterprise Funds						
5000	Water Fund	\$ 15,828,900	\$ 15,828,900	\$ 2,551,566	\$ 15,391,179	97%
5003	Water Bond Fund 2009	\$ 3,670,577	\$ 3,670,577	\$ 395,647	\$ 3,620,455	99%
5100	Rubbish Fund	\$ 12,949,350	\$ 12,949,350	\$ 1,104,858	\$ 13,726,826	106%
5116	Sewer Fund	\$ 956,000	\$ 956,000	\$ 26,244	\$ 963,928	101%
5117	Sewer Bond Series 2009	\$ 1,803,500	\$ 1,803,500	\$ 234,938	\$ 1,864,686	103%
5200	Golf Course	\$ 43,000	\$ 43,000	\$ 5,080	\$ 40,492	94%
5300	Recreation Programs	\$ -	\$ -	\$ (2,513)	\$ 2,458	0%
	Subtotal	\$ 35,251,327	\$ 35,251,327	\$ 4,315,821	\$ 35,610,024	101%
Internal Service Funds						
6000	Equipment Rental	\$ 1,500,000	\$ 1,500,000	\$ 150,456	\$ 1,805,477	120%
6200	Central Duplicating	\$ 350,000	\$ 350,000	\$ 29,987	\$ 277,326	79%
6300	Worker's Compensation	\$ 2,520,000	\$ 2,520,000	\$ 220,910	\$ 2,243,800	89%
6400	Liability Insurance Fund	\$ 2,965,000	\$ 2,965,000	\$ -	\$ 1,425	0%
	Subtotal	\$ 7,335,000	\$ 7,335,000	\$ 401,354	\$ 4,328,029	59%
	Grand Total	\$ 174,422,362	\$ 174,506,362	\$ 18,497,425	\$ 185,519,068	106%

General Fund Revenues

General Fund		Original Budget	Adjusted Budget	Actual	Year-To-Date	Percentage
Code	Property Taxes	FY 2018-2019	FY 2018-2019	June 2019	6/30/2019	Collection
3010	Property Taxes Current	\$ 4,050,000	\$ 4,050,000	\$ 122,049	\$ 5,137,273	127%
3020	Property Taxes Unsecured	\$ -	\$ -	\$ -	\$ 19,602	0%
3030	Prior Year-Secured	\$ 350,000	\$ 350,000	\$ -	\$ -	0%
3040	Prior Year-Unsecured	\$ 7,000	\$ 7,000	\$ -	\$ -	0%
3060	Aircraft	\$ 20,000	\$ 20,000	\$ 32,608	\$ 49,121	246%
	Subtotal	\$ 4,427,000	\$ 4,427,000	\$ 154,657	\$ 5,205,996	118%
<u>Sales and Use Taxes</u>						
3110	Sales and Use Taxes	\$ 9,200,000	\$ 9,200,000	\$ 2,225,479	\$ 9,177,102	100%
3111	Sales and Use Taxes -PSAF	\$ 310,000	\$ 310,000	\$ 89,873	\$ 341,584	110%
	Subtotal	\$ 9,510,000	\$ 9,510,000	\$ 2,315,352	\$ 9,518,685	100%
<u>Franchise and Utility Users Taxes</u>						
3121	Gas Franchise	\$ 255,000	\$ 255,000	\$ -	\$ 173,741	68%
3122	Electric Franchise	\$ 330,000	\$ 330,000	\$ -	\$ 341,527	103%
3124	Other Water Franchise Tax	\$ -	\$ -	\$ -	\$ 8,980	0%
3125	Rubbish Franchise	\$ 1,125,000	\$ 1,125,000	\$ 315,724	\$ 1,317,916	117%
3126	Other Franchise	\$ 480,000	\$ 480,000	\$ 207,487	\$ 724,619	151%
3127	Towing Franchise	\$ 13,000	\$ 13,000	\$ 3,376	\$ 14,122	109%
3140	Transient Occupancy	\$ 100,000	\$ 100,000	\$ 30,270	\$ 116,408	116%
3150	Property Transfer Fee	\$ 245,000	\$ 245,000	\$ 45,748	\$ 286,660	117%
3160	Telephone Users	\$ 1,600,000	\$ 1,600,000	\$ 183,888	\$ 1,132,050	71%
3161	Gas Users	\$ 1,480,000	\$ 1,480,000	\$ 305,836	\$ 1,887,393	128%
3162	Electric Users	\$ 5,325,000	\$ 5,325,000	\$ 777,036	\$ 5,722,961	107%
3163	City Water Users	\$ 1,400,000	\$ 1,400,000	\$ 150,521	\$ 1,270,565	91%
3164	Other Water Users	\$ 680,000	\$ 680,000	\$ 138,543	\$ 796,537	117%
3165	Cellular Phone Users	\$ 1,550,000	\$ 1,550,000	\$ 109,203	\$ 805,499	52%
3167	Telephone Users Prepayment	\$ 580,000	\$ 580,000	\$ 32,148	\$ 272,919	47%
	Subtotal	\$ 15,163,000	\$ 15,163,000	\$ 2,299,781	\$ 14,871,897	98%
<u>License and Permits</u>						
3201	Film Permits	\$ 2,500	\$ 2,500	\$ -	\$ -	0%
3210	Building Permits	\$ 1,250,000	\$ 1,250,000	\$ 71,317	\$ 1,693,289	135%
3220	Plumbing Permits	\$ 100,000	\$ 100,000	\$ 11,454	\$ 270,803	271%
3230	Electrical Permits	\$ 125,000	\$ 125,000	\$ 11,262	\$ 257,283	206%
3235	Mechanical Permit	\$ 75,000	\$ 75,000	\$ 8,239	\$ 136,174	182%
3240	Other Construction Permits	\$ 550,000	\$ 550,000	\$ 49,764	\$ 991,558	180%
3243	Tobacco Permit	\$ 60,000	\$ 60,000	\$ 7,000	\$ 51,505	86%
3245	Business License	\$ 2,030,000	\$ 2,030,000	\$ 188,852	\$ 1,633,729	80%
3246	Business License Rental	\$ 105,000	\$ 105,000	\$ 11,792	\$ 102,819	98%
3248	Revenue License Fee-Casino	\$ 2,050,000	\$ 2,050,000	\$ 332,338	\$ 1,955,691	95%
3250	Certificate of Occupancy	\$ 41,000	\$ 41,000	\$ 5,830	\$ 101,584	248%
3251	Law Enforcement Impact Fees	\$ 5,000	\$ 5,000	\$ -	\$ 12,160	243%
3252	Park Impact Fees	\$ 125,000	\$ 125,000	\$ -	\$ 530,663	425%
3253	Fire Protection Fees	\$ 20,000	\$ 20,000	\$ -	\$ 41,887	209%
3254	Transportation Impact Fees	\$ 80,000	\$ 80,000	\$ -	\$ 139,882	175%
3255	P/Works/Transit Impact Fees	\$ 30,000	\$ 30,000	\$ -	\$ 62,708	209%
3256	General Govt Impact Fee	\$ 65,000	\$ 65,000	\$ -	\$ 120,580	186%
3264	Burglar Alarm Permit	\$ 17,000	\$ 17,000	\$ 1,770	\$ 15,660	92%
3265	Fire Permit Fee	\$ 290,000	\$ 290,000	\$ 39,085	\$ 363,246	125%
3266	Tank Removal Over/Haul	\$ 65,000	\$ 65,000	\$ 8,196	\$ 75,226	116%
3268	Expedited Planning Services	\$ 1,000	\$ 1,000	\$ -	\$ -	0%
3270	Special Weekend Inspection Fees	\$ -	\$ -	\$ 86,097	\$ 86,097	0%
3275	Conditional Use Variance	\$ 375,000	\$ 375,000	\$ 28,042	\$ 117,425	31%
3277	Pre Sales Permit	\$ 100,000	\$ 100,000	\$ 10,744	\$ 78,968	79%
3280	Miscellaneous Licenses	\$ 80,000	\$ 80,000	\$ 5,963	\$ 83,547	104%
	Subtotal	\$ 7,641,500	\$ 7,641,500	\$ 877,745	\$ 8,922,485	117%

General Fund Revenues

General Fund	Original Budget FY 2018-2019	Adjusted Budget FY 2018-2019	Actual June 2019	Year-To-Date 6/30/2019	Percentage Collection
<u>Fines, Forfeitures and Permits</u>					
3315 Parking Citations	\$ 1,783,180	\$ 1,783,180	\$ 244,435	\$ 2,038,394	114%
3320 Other Court Fees	\$ 170,000	\$ 170,000	\$ 27,221	\$ 262,826	155%
3321 Vehicle Impound	\$ 33,000	\$ 33,000	\$ 5,815	\$ 34,370	104%
Subtotal	\$ 1,986,180	\$ 1,986,180	\$ 277,471	\$ 2,335,590	118%
<u>Use of Money and Property</u>					
3410 Interest Income	\$ 150,000	\$ 150,000	\$ 207,647	\$ 667,476	445%
3420 Rents & Concessions	\$ 540,000	\$ 540,000	\$ 55,751	\$ 699,686	130%
3425 Rents & Concessions-Bullis Rd	\$ 80,000	\$ 80,000	\$ -	\$ -	0%
Subtotal	\$ 770,000	\$ 770,000	\$ 263,398	\$ 1,367,163	178%
<u>Revenues from Other Agencies</u>					
3511 Motor Vehicle License	\$ 10,400,000	\$ 10,400,000	\$ -	\$ 11,045,821	106%
3521 State Homeowners Prior Year	\$ 20,000	\$ 20,000	\$ 3,225	\$ 21,498	107%
3569 Other State Grant	\$ -	\$ -	\$ -	\$ 312	0%
3570 Court Subpoena Reimbursements	\$ 6,500	\$ 6,500	\$ 65	\$ 2,813	43%
3571 Legal Recovery Fees	\$ 13,000	\$ 13,000	\$ -	\$ -	0%
3573 Judgement Debt Collection Rev	\$ 4,500	\$ 4,500	\$ 1,202	\$ 47,631	1058%
Subtotal	\$ 10,444,000	\$ 10,444,000	\$ 4,491	\$ 11,118,074	106%
<u>Charges From Current Services</u>					
3602 Current Services Provided-Water	\$ 4,600,000	\$ 4,600,000	\$ 383,333	\$ 4,600,000	100%
3610 Environmental Review	\$ 200,000	\$ 200,000	\$ 24,766	\$ 443,577	222%
3611 Parks Mitigation Fees	\$ 3,500	\$ 3,500	\$ -	\$ -	0%
3612 Subdivision Fees	\$ 25,000	\$ 25,000	\$ -	\$ 15,881	64%
3615 Sale of Maps and Publications	\$ 2,500	\$ 2,500	\$ -	\$ 2,287	91%
3616 Banner Processing Fees	\$ 4,000	\$ 4,000	\$ -	\$ 1,225	31%
3617 Other Filing & Certificates	\$ 1,000	\$ 1,000	\$ (730)	\$ 6,670	667%
3618 City Provided Medical	\$ 300,000	\$ 300,000	\$ 29,090	\$ 232,152	77%
3623 Special Fire Department	\$ 200,000	\$ 200,000	\$ 99,350	\$ 352,675	176%
3624 Fire Insurance Billings	\$ 16,000	\$ 16,000	\$ -	\$ 34,946	218%
3625 Fire Emergency	\$ 250,000	\$ 250,000	\$ -	\$ -	0%
3626 Police-Off Duty Specials	\$ 150,000	\$ 150,000	\$ -	\$ -	0%
3640 Plan Checking Fees	\$ 235,000	\$ 235,000	\$ 18,681	\$ 338,507	144%
3641 Administration Fee-Payroll	\$ 200	\$ 200	\$ -	\$ 251	125%
3643 Admin Fees - Code Enforcement	\$ 80,000	\$ 80,000	\$ 51,829	\$ 157,956	197%
3666 Substandard Abatement	\$ 185,000	\$ 185,000	\$ 10,653	\$ 181,629	98%
3684 Advertisement Charges	\$ 325,000	\$ 325,000	\$ 70,724	\$ 280,724	86%
3700 Swim & Slide Pool Collections	\$ 18,000	\$ 18,000	\$ 1,640	\$ 10,805	60%
3721 P&R Room Rentals	\$ 70,660	\$ 70,660	\$ (3,553)	\$ 45,940	65%
3750 Insurance Charges / Other Reimb	\$ 5,200	\$ 5,200	\$ 100	\$ 4,222	81%
3842 Other Penalties-Returned Check	\$ 250	\$ 250	\$ -	\$ 245	98%
3881 Reproduction Charge	\$ 5,000	\$ 5,000	\$ 391	\$ 6,647	133%
3887 U.S. Passport Services	\$ 9,000	\$ 9,000	\$ 1,720	\$ 15,509	172%
3890 Misc. Charges for Current Services	\$ 60,000	\$ 69,000	\$ 6,156	\$ 77,662	113%
Subtotal	\$ 6,745,310	\$ 6,754,310	\$ 694,150	\$ 6,809,509	101%
<u>Others</u>					
3920 Contribution From Other Funds(Crossing Guard)	\$ 40,000	\$ 40,000	\$ -	\$ -	0%
3959 Overage / Shortage	\$ 300	\$ 300	\$ (150)	\$ (305)	-102%
3968 CUSD Crossing Guards	\$ -	\$ -	\$ 126,663	\$ 126,663	0%
3980 Miscellaneous Revenue	\$ 566,547	\$ 641,547	\$ 1,360	\$ 983,351	153%
3982 Public Works Misc. Revenue	\$ -	\$ -	\$ -	\$ 653	0%
Subtotal	\$ 606,847	\$ 681,847	\$ 127,873	\$ 1,110,361	163%
TOTAL GENERAL FUND	\$ 57,293,837	\$ 57,377,837	\$ 7,014,919	\$ 61,259,760	107%

Enterprise Fund Revenues

Enterprise Fund		Original Budget	Adjusted Budget	Actual	Year-To-Date	Percentage
Code	Water	FY 2018-2019	FY 2018-2019	June 2019	6/30/2019	Collection
3640	Plan Checking Fees	\$ 4,300	\$ 4,300	\$ 721	\$ 7,931	184%
3801	Residential Revenue	\$ 5,200,000	\$ 5,200,000	\$ 1,729,986	\$ 5,521,147	106%
3802	Commercial Revenue	\$ 1,100,000	\$ 1,100,000	\$ 114,275	\$ 1,344,462	122%
3803	Industrial Revenue	\$ 301,250	\$ 301,250	\$ 47,854	\$ 565,199	188%
3804	Multi-Family Water Revenues	\$ 453,000	\$ 453,000	\$ 47,161	\$ 561,009	124%
3805	City Dept. to be Billed	\$ 250,000	\$ 250,000	\$ 22,157	\$ 265,366	106%
3806	Other Government Agencies	\$ 573,000	\$ 573,000	\$ 54,784	\$ 612,035	107%
3807	Private Fire Protection	\$ 90,000	\$ 90,000	\$ 756	\$ 9,216	10%
3810	48 Hours Notice Water Turn Off	\$ 230,000	\$ 230,000	\$ 15,530	\$ 216,470	94%
3821	Residential Connections	\$ 5,200,000	\$ 5,200,000	\$ 405,746	\$ 4,856,394	93%
3822	Commercial Connections	\$ 1,100,000	\$ 1,100,000	\$ 50,274	\$ 599,060	54%
3823	Industrial Connections	\$ 301,250	\$ 301,250	\$ 8,454	\$ 101,910	34%
3824	Multi Family Water Service	\$ 453,000	\$ 453,000	\$ 22,309	\$ 266,190	59%
3826	Other Govt Agencies SVC Connect	\$ 50,000	\$ 50,000	\$ -	\$ -	0%
3827	Private Fire Protec SVC Connect	\$ 1,000	\$ 1,000	\$ 6,222	\$ 74,779	7478%
3833	Contrib for Install of Service	\$ 42,500	\$ 42,500	\$ 4,275	\$ 49,799	117%
3841	Turn on Charges	\$ 300,000	\$ 300,000	\$ 7,975	\$ 145,099	48%
3842	Other Penalties-Returned Check	\$ 1,000	\$ 1,000	\$ -	\$ -	0%
3843	Resetting Meters	\$ 2,500	\$ 2,500	\$ 450	\$ 5,200	208%
3848	Miscellaneous Water Revenue	\$ 32,000	\$ 32,000	\$ 2,102	\$ 42,254	132%
3890	Misc. Charges For Current Services	\$ 140,500	\$ 140,500	\$ 10,534	\$ 146,519	104%
3892	Scrap Metal Sales	\$ 600	\$ 600	\$ -	\$ -	0%
3980	Miscellaneous Revenue	\$ 3,000	\$ 3,000	\$ -	\$ 1,140	38%
	Subtotal	\$ 15,828,900	\$ 15,828,900	\$ 2,551,566	\$ 15,391,179	97%
<u>Water Bond Fund 2009</u>						
3410	Interest Income	\$ 5,000	\$ 5,000	\$ 5,647	\$ 61,667	1233%
3808	Water Capital Project Revenue	\$ 3,665,577	\$ 3,665,577	\$ 390,000	\$ 3,558,788	97%
	Subtotal	\$ 3,670,577	\$ 3,670,577	\$ 395,647	\$ 3,620,455	99%
<u>Rubbish Fund</u>						
3410	Interest Income	\$ 100	\$ 100	\$ 174	\$ 1,204	1204%
3670	Refuse Collection Charges	\$ 12,100,000	\$ 12,100,000	\$ 1,012,915	\$ 12,955,814	107%
3722	Residential Bin Service	\$ 400,000	\$ 400,000	\$ 27,231	\$ 361,653	90%
3884	Administration Fees	\$ 150,000	\$ 150,000	\$ 45,469	\$ 181,875	121%
3941	Principal & Interest - Hub City Contribution	\$ 141,750	\$ 141,750	\$ 33,070	\$ 132,280	93%
3980	Miscellaneous Rev	\$ 157,500	\$ 157,500	\$ (14,000)	\$ 94,000	60%
	Subtotal	\$ 12,949,350	\$ 12,949,350	\$ 1,104,858	\$ 13,726,826	106%
<u>Sewer</u>						
3410	Interest Income	\$ 6,000	\$ 6,000	\$ 6,570	\$ 31,683	528%
3761	Assessments	\$ 950,000	\$ 950,000	\$ 19,674	\$ 932,245	98%
	Subtotal	\$ 956,000	\$ 956,000	\$ 26,244	\$ 963,928	101%
<u>Sewer Bond Series 2009</u>						
3410	Interest Income	\$ 3,500	\$ 3,500	\$ 6,592	\$ 77,997	2228%
3809	Sewer Capital	\$ 1,800,000	\$ 1,800,000	\$ 228,346	\$ 1,786,689	99%
	Subtotal	\$ 1,803,500	\$ 1,803,500	\$ 234,938	\$ 1,864,686	103%
<u>Golf Course</u>						
3710	Golf Fees	\$ 43,000	\$ 43,000	\$ 5,080	\$ 40,492	94%
	Subtotal	\$ 43,000	\$ 43,000	\$ 5,080	\$ 40,492	94%
<u>Recreation Programs</u>						
3740	Current Services Provided-Water	\$ -	\$ -	\$ (2,513)	\$ 2,458	0%
	Subtotal	\$ -	\$ -	\$ (2,513)	\$ 2,458	0%
TOTAL ENTERPRISE FUND		\$ 35,251,327	\$ 35,251,327	\$ 4,315,821	\$ 35,610,024	101%

Expenditures Summary

Account Number	Fund Name	Original Budget FY 2018-2019	Adjusted Budget FY 2018-2019	Actual June 2019	Year-To-Date 6/30/2019	Percentage Spent
General Fund						
1001	General Fund	\$ 57,293,177	\$ 58,336,587	\$ 752,793	\$ 57,010,217	98%
1003	Hazardous Materials Disclosure	\$ 50,000	\$ 50,000	\$ -	\$ -	0%
1004	Measure P	\$ 10,800,000	\$ 11,411,200	\$ 1,570,988	\$ 7,823,629	69%
	Subtotal	\$ 68,143,177	\$ 69,797,786	\$ 2,323,781	\$ 64,833,847	93%
Special Revenue Funds						
1520	Measure R	\$ 1,874,426	\$ 1,874,426	\$ 187,532	\$ 935,378	50%
1528	Measure M	\$ 2,359,446	\$ 2,359,446	\$ 297,284	\$ 1,499,880	64%
1900	Prop C	\$ 1,702,720	\$ 1,702,720	\$ 386,279	\$ 504,080	30%
2000	Prop A	\$ 2,290,323	\$ 2,290,323	\$ 224,524	\$ 1,143,016	50%
2100	Retirement Fund	\$ 25,007,104	\$ 25,007,104	\$ -	\$ 21,605,453	86%
2300	Gas Tax State	\$ 4,353,165	\$ 4,353,165	\$ 462,970	\$ 3,202,324	74%
2502	Street Lighting City Wide	\$ 4,250,000	\$ 4,259,608	\$ 150,380	\$ 4,655,982	109%
2800	CDBG	\$ 1,653,859	\$ 1,653,859	\$ -	\$ 1,345,389	81%
2820	Local Housing Authority	\$ 8,299,025	\$ 8,299,025	\$ -	\$ 8,257,421	99%
	All others	\$ 7,269,602	\$ 7,269,602	\$ 552,155	\$ 516,082	7%
	Subtotal	\$ 59,059,670	\$ 59,069,278	\$ 2,261,125	\$ 43,665,005	74%
Successor Agency Funds						
1201	Successor Agency - Admin Fund	\$ 14,653,909	\$ 14,653,909	\$ 24,199	\$ 243,226	2%
1205	Housing Successor	\$ 246,075	\$ 246,075	\$ -	\$ 132,867	54%
	Subtotal	\$ 14,899,984	\$ 14,899,984	\$ 24,199	\$ 376,093	3%
Debt Service Funds						
3002	Tax Allocation Bond	\$ -	\$ -	\$ -	\$ 5,800,000	0%
3030	Revenue Bonds 2008	\$ -	\$ -	\$ -	\$ (560,029)	0%
3070	CRA Bonds Series 2010A	\$ -	\$ -	\$ -	\$ 2,027,624	0%
3080	CRA Bonds Series 2010B	\$ -	\$ -	\$ -	\$ 1,726,928	0%
3090	CRA Bonds Series 2010C	\$ -	\$ -	\$ -	\$ 2,033,166	0%
	Subtotal	\$ -	\$ -	\$ -	\$ 11,027,688	0%
Enterprise Funds						
5000	Water Fund	\$ 18,726,200	\$ 20,486,698	\$ 461,469	\$ 13,347,966	65%
5003	Water Bond Fund 2009	\$ 4,600,000	\$ 5,625,934	\$ 269,015	\$ 3,148,340	56%
5100	Rubbish Fund	\$ 13,027,959	\$ 13,029,574	\$ 815,412	\$ 12,762,823	98%
5116	Sewer Fund	\$ 956,000	\$ 956,000	\$ 86,884	\$ 287,130	30%
5117	Sewer Bond Series 2009	\$ 1,803,500	\$ 1,803,500	\$ 74,506	\$ 663,849	37%
5200	Golf Course	\$ 43,000	\$ 43,000	\$ -	\$ 26,663	62%
5300	Recreation Programs	\$ -	\$ -	\$ -	\$ -	0%
	Subtotal	\$ 39,156,659	\$ 41,944,707	\$ 1,707,287	\$ 30,236,770	72%
Internal Service Funds						
6000	Equipment Rental	\$ 1,500,000	\$ 1,640,280	\$ 60,118	\$ 1,049,849	64%
6200	Central Duplicating	\$ 350,000	\$ 350,000	\$ 30,528	\$ 271,201	77%
6300	Worker's Compensation	\$ 2,520,000	\$ 2,518,589	\$ -	\$ 1,674,654	66%
6400	Liability Insurance Fund	\$ 2,965,000	\$ 2,964,024	\$ -	\$ 3,451,932	116%
	Subtotal	\$ 7,335,000	\$ 7,472,893	\$ 90,646	\$ 6,447,636	86%
Grand Total		\$ 188,594,490	\$ 193,184,648	\$ 6,407,037	\$ 156,587,039	81%

Summary of Fund Balances- All Funds
Unaudited Fund Balances

Account Number	Fund Name	Unaudited Balance 6/30/18	Unaudited Balance 6/30/19
General Fund			
1001	General Fund	\$ (32,321,924)	\$ (30,833,146)
1003	Hazardous Materials Fund	\$ 110,362	\$ 78,684
1004	Measure P	\$ 6,159,443	\$ 11,211,144
	Subtotal	\$ (26,052,118)	\$ (19,543,318)
Special Revenue Funds			
1012	Transportation Invst (Tran)	\$ 1,815,502	\$ 2,931,947
1014	Brickyard Robinson Stadium	\$ 12	\$ 12
1015	Brickyard Compton Job Training	\$ 250,000	\$ 250,000
1016	Brickyard Central Ave Repair	\$ 239,120	\$ 14,120
1017	Brickyard Street Repair & Main	\$ -	\$ 60,068
1022	Drug Forfeit Justice (DFJ)	\$ 3,184	\$ 3,184
1024	Weed & Seed	\$ -	\$ 4,320
1033	COPS AB3229	\$ 1,006,736	\$ 1,072,611
1060	Youth Gang Intervention	\$ 1,136	\$ 1,136
1061	JAG Grant 2007	\$ (541)	\$ (540)
1062	JAG Grant 2010	\$ 182,731	\$ 182,731
1063	JAG Grant 2011	\$ (3,020)	\$ (3,020)
1064	JAG Grant 2012	\$ (52,753)	\$ (52,753)
1066	JAG Grant 2013	\$ (40,865)	\$ (40,865)
1067	California Gang Reduction	\$ (24,650)	\$ (24,650)
1069	Alondra Regional Park	\$ (16,127)	\$ (12,621)
1070	JAG Grant 2014	\$ 1	\$ 1
1071	City Operated Gang Prevention	\$ (114,687)	\$ (114,687)
1072	JAG Grant 2015	\$ (39,816)	\$ (0)
1073	JAG Grant 2016	\$ (4,527)	\$ (10,754)
1081	Sustainable Comm. Grants	\$ (46,281)	\$ 26,992
1518	DOT Community Improvement Prjs	\$ 73,129	\$ 72,944
1519	MTA MLK Transit Center Expansion	\$ (1,047,445)	\$ (1,047,445)
1520	MTA Transportation Improvement	\$ (2,409,161)	\$ 576,369
1521	Local Street and Roads Funding	\$ (96,456)	\$ (96,456)
1522	American Recovery Reinvestment Act	\$ 2,085	\$ 2,085
1523	Rosecrans Traffic Signal Upgrd	\$ (751,386)	\$ (751,386)
1526	Compton Creek Bike Trail	\$ (73,280)	\$ (73,280)
1527	FEMA - Federal Emergency Manage		\$ 166,764
1528	Measure M		\$ 1,063,073
1641	Revolving Loan	\$ (357,274)	\$ (356,292)
1663	Lueders Park Rehabilitation	\$ (192,112)	\$ (192,112)
1672	Rental Rehabilitation Project	\$ (133,755)	\$ (133,324)
1674	Neighborhood Stabilization	\$ 264,752	\$ 321,864
1675	Neighborhood Stabilization NSP3	\$ 40,895	\$ 65,503
1900	Proposition C	\$ (280,811)	\$ 1,033,919
1914	MTA TOC Planning Grant 4		\$ (102,993)
1916	MTA	\$ (334,046)	\$ (334,046)
2000	Proposition A	\$ 2,356,862	\$ 2,907,165

Summary of Fund Balances- All Funds
Unaudited Fund Balances

Account Number	Fund Name	Unaudited Balance 6/30/18	Unaudited Balance 6/30/19
2100	Retirement Fund	\$ 30,845,603	\$ 35,211,130
2200	Gas Tax County		\$ 574,935
2300	Gas Tax State	\$ 419,436	\$ (312,943)
2502	Street Lighting City Wide	\$ (987,607)	\$ (736,637)
2601	Emergency Manage Assist (EMA)	\$ 2,562	\$ 2,562
2604	Transportation Develop Act (TDA)	\$ 230,090	\$ 286,785
2606	Compton Creek Bikeway (Bike)	\$ 48,283	\$ 48,283
2608	Gonzales Prk Improvement 2002	\$ (466,557)	\$ (466,557)
2615	River Mountain Conserve (RCM)	\$ 2,200	\$ 2,398
2618	Raymond Park03-05	\$ 23,540	\$ 23,540
2620	EPA Waterline Rehab Project	\$ 961,698	\$ 961,698
2625	Clean Air Act (AB2766)	\$ 605,963	\$ 608,864
2639	CPD Correction Training	\$ 3,844	\$ 3,844
2647	Beverage Contain Recycle (Bev)	\$ 15,298	\$ 15,298
2653	Beverage Contain Recycle (Bev)	\$ 109,025	\$ 109,025
2655	Beverage Contain Recycle (Bev)	\$ 133,510	\$ 183,933
2657	DWR Groundwater Storage	\$ (1)	\$ 1
2659	Wrd Safe and Clean Water	\$ 62,493	\$ 62,493
2660	Beverage Container Recycle	\$ 30,649	\$ 30,649
2662	Used Oil Block Grant	\$ 87	\$ 87
2663	SWRp Prop40 Urban Stormwtr Prg	\$ 7,032	\$ 7,032
2665	Click It or Ticket Program	\$ (4,294)	\$ (4,294)
2668	Sobriety Checkpoint	\$ (28,718)	\$ (28,718)
2669	Used Oil 13th Cycle	\$ (1,086)	\$ (1,086)
2670	Los Angeles County Tartar Lane	\$ 53,156	\$ 53,156
2671	Brickyard Site Transit Plan	\$ (68,262)	\$ (68,262)
2672	Used Oil Payment Program	\$ (4,376)	\$ (294)
2673	SD2 2012 Excess Funds Program	\$ (244,698)	\$ (244,698)
2674	Tree Planting	\$ (122,049)	\$ (122,049)
2677	Leuders Park	\$ (117,994)	\$ (318,148)
2679	Sebrie Park Rehabilitation Prt	\$ 13,988	\$ 130
2680	Compton Camp Fire Reg Acti Ctr	\$ (300,000)	\$ (300,000)
2681	Wilson Park LA County	\$ (39,284)	\$ (39,284)
2700	Dept of Health Service (DHS)	\$ (98,889)	\$ (98,889)
2701	PC100	\$ 1,490	\$ 1,490
2709	Anti Grafitti (GRAF)	\$ 67,973	\$ 67,973
2755	Dislocated Worker	\$ 35	\$ 35
2770	WIA Governor's Stimulus Act	\$ 10,998	\$ 10,998
2773	Tomorrow's Aeronautical Museum	\$ (1)	\$ (1)
2774	Sobriety Checkpoint	\$ 59,015	\$ 59,015
2778	Annual Maintenance and Service	\$ (432)	\$ (10,022)
2779	Energy Efficiency/Conservation	\$ (36,204)	\$ 36,204
2784	WIA Waiver Youth Employ Prg 13	\$ 924	\$ 924
2799	Compton Creek Regnal Biketrail	\$ (1,293)	\$ (1,293)
2800	CDBG	\$ (764,781)	\$ 13,519
2801	Emergency Shelter Fund Admin	\$ (945)	\$ (3,176)

Summary of Fund Balances- All Funds
Unaudited Fund Balances

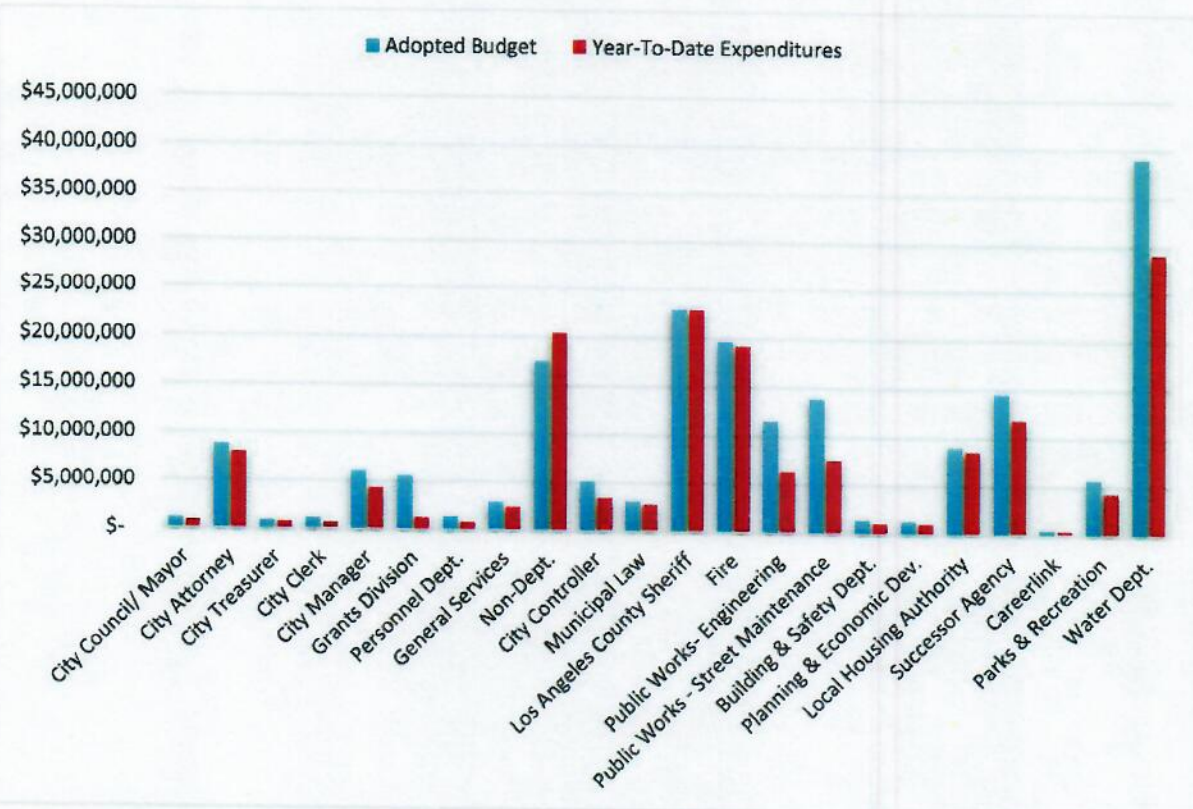
Account Number	Fund Name	Unaudited Balance 6/30/18	Unaudited Balance 6/30/19
2805	Home Program Adm Key	\$ (241,036)	\$ (313,775)
2818	Section 108 Loan HUD	\$ 3,042,576	\$ 2,970,133
2819	EDI Grant	\$ 5,912	\$ 5,912
2820	Local Housing Authority Fund Admn	\$ (493,227)	\$ 1,154,473
	All others	\$ -	\$ -
	Subtotal	\$ 32,952,799	\$ 46,845,980
Successor Agency Funds			
1200	CRA Tax Increment		\$ -
1201	Successor Agency - Administrative Fee Fund	\$ 47,394,945	\$ 66,769,817
1203	Low Cost Housing		\$ -
1205	LCH Successor Agency	\$ 29,643,242	\$ 27,603,879
1300	Land Sale Fund		\$ -
4000	CRA		\$ -
9203	Revenue Bonds 1987		\$ -
	Subtotal	\$ 77,038,188	\$ 94,373,696
Debt Service Funds			
3001	Tax Allocation Bond		\$ -
3002	Tax Allocation Bond	\$ (20,189,673)	\$ (25,931,938)
1202	Successor Agency - Redevelopment Obligation Retirement Fund		\$ -
3010	Certificate of Participater (COPS)	\$ (2,222,275)	\$ (2,222,275)
3015	Trans FY 2013	\$ (1,484,463)	\$ (1,484,463)
3030	Revenue Bonds 2008	\$ 34,315,969	\$ (34,069,024)
3040	CRA Bonds Series 2010A		\$ -
3050	CRA Bonds Series 2010B		\$ -
3060	CRA Bonds Series 2010C		\$ -
3070	Successor Agency Bond 2010A	\$ (33,477,513)	\$ (36,004,367)
3071	Successor Housing Project Fund	\$ 22,012,194	\$ 21,942,571
3080	Successor Agency Bond 2010B	\$ (11,725,908)	\$ (14,675,736)
3081	Commercial Projects - Housing	\$ 76	\$ 905
3090	Successor Agency Bond 2010C	\$ (18,123,577)	\$ (20,522,231)
3091	Successor Agency Series 2010C	\$ (141,993)	\$ (141,914)
	Subtotal	\$ (31,037,163)	\$ (113,108,472)
Enterprise Funds			
5000	Water Fund	\$ 9,794,927	\$ 13,535,187
5001	Richland Farms	\$ 241,435	\$ 242,942
5002	Water - Midland Park	\$ -	\$ -
5003	Water - 2009 Bond Fund	\$ 1,559,661	\$ 767,216
5010	Water - Self Ins. Trust	\$ 591	\$ 591
5100	Rubbish Fund	\$ 1,042,546	\$ 1,230,341
5116	Sewer Fund	\$ 2,581,664	\$ 2,803,081
5117	Sewer Bond Series 2009	\$ (62,577)	\$ (130,896)
5118	Sewer Administration Fund	\$ (490,289)	\$ (490,289)

Summary of Fund Balances- All Funds
Unaudited Fund Balances

Account Number	Fund Name	Unaudited Balance 6/30/18	Unaudited Balance 6/30/19
5200	Golf Course	\$ 72,392	\$ 69,068
5300	Recreation Programs	\$ 60,788	\$ 59,961
	Subtotal	\$ 14,801,138	\$ 18,087,201
Internal Service Funds			
6000	Equipment Rental	\$ 5,227,155	\$ 6,383,429
6200	Central Duplicating	\$ (1,549,579)	\$ (1,696,330)
6300	Worker's Compensation	\$ (7,813,489)	\$ (5,747,498)
6400	Liability Insurance Fund	\$ (14,137,323)	\$ (8,057,815)
7002	Cable TV Gov't Access	\$ (174,541)	\$ (136,632)
7003	Cable Public Access Fund Admin	\$ 95,021	\$ 95,021
7100	Employee Concession Fund Admin	\$ (4,416)	\$ (4,416)
	Subtotal	\$ (18,357,173)	\$ (9,164,240)

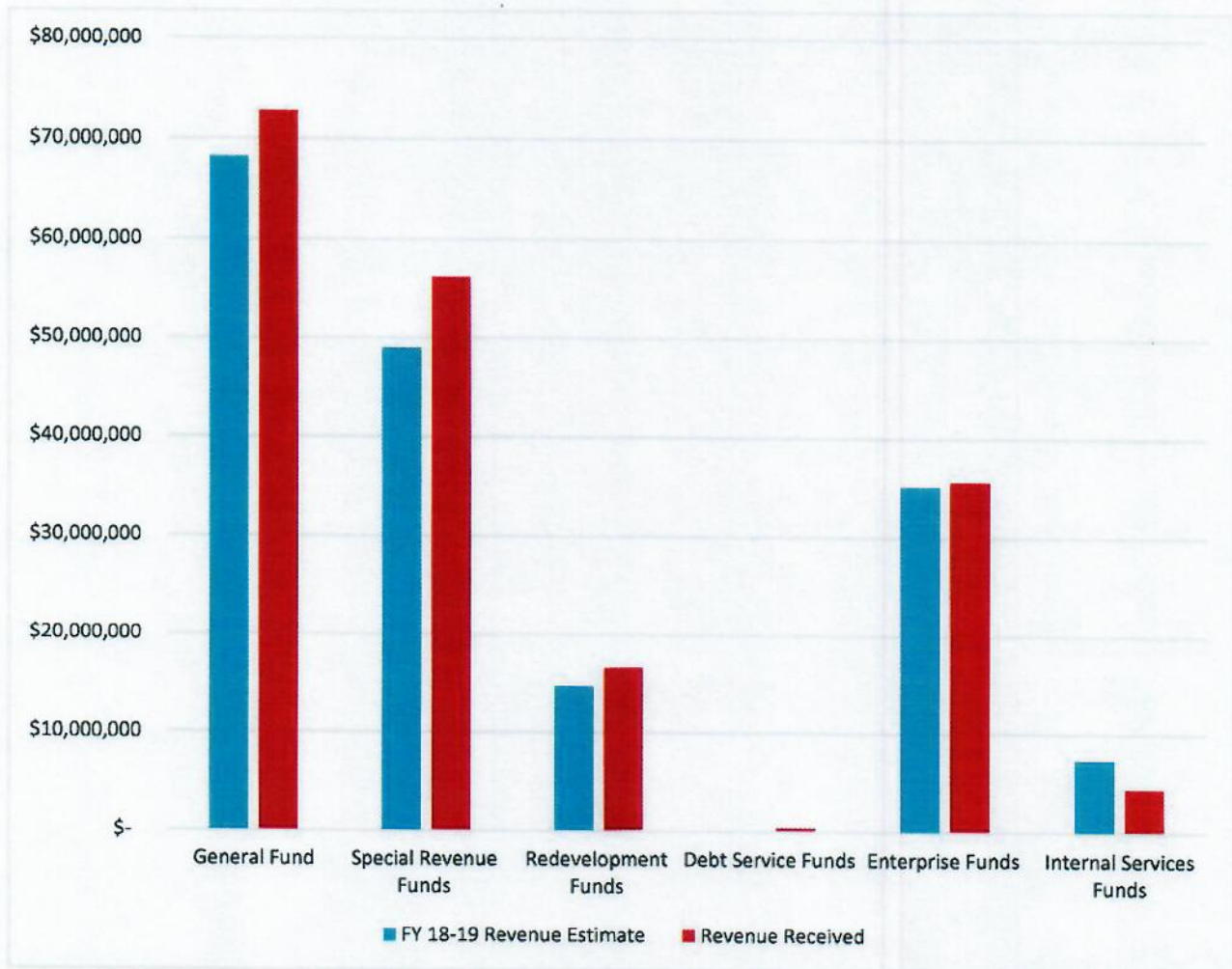
**Cost by Department
As of June 30, 2019**

Department Name	Dept. No.	Original Budget FY 2018-2019	Adjusted Budget FY 2018-2019	Actual Year-To-Date 6/30/2019	Percentage Spent
City Council/ Mayor	40	\$ 1,129,501	\$ 1,129,501	\$ 805,799	71%
City Attorney	42	\$ 8,743,778	\$ 8,741,390	\$ 7,869,352	90%
City Treasurer	44	\$ 878,077	\$ 878,077	\$ 716,596	82%
City Clerk	47	\$ 1,174,287	\$ 1,174,287	\$ 604,032	51%
City Manager	51	\$ 5,757,818	\$ 6,079,914	\$ 4,243,053	70%
Grants Division	54	\$ 5,576,255	\$ 5,576,255	\$ 1,226,928	22%
Personnel Dept.	56	\$ 1,394,306	\$ 1,394,306	\$ 713,725	51%
General Services	60	\$ 2,808,261	\$ 2,878,383	\$ 2,358,590	82%
Non-Dept.	61	\$ 19,038,140	\$ 17,545,043	\$ 20,354,253	116%
City Controller	65	\$ 4,542,644	\$ 5,089,732	\$ 3,341,786	66%
Municipal Law	67	\$ 3,042,371	\$ 3,101,371	\$ 2,725,771	88%
Los Angeles County Sheriff	68	\$ 22,987,772	\$ 22,928,772	\$ 22,829,888	100%
Fire	69	\$ 19,173,396	\$ 19,713,126	\$ 19,168,676	97%
Public Works- Engineering	71	\$ 10,060,088	\$ 11,594,744	\$ 6,250,566	54%
Public Works - Street Maintenance	72	\$ 13,315,286	\$ 13,860,969	\$ 7,452,750	54%
Building & Safety Dept.	77	\$ 1,439,037	\$ 1,439,037	\$ 1,005,983	70%
Planning & Economic Dev.	78	\$ 985,182	\$ 1,364,437	\$ 956,127	70%
Local Housing Authority	79	\$ 8,955,013	\$ 8,957,713	\$ 8,490,804	95%
Successor Agency	91	\$ 14,537,334	\$ 14,490,744	\$ 11,803,080	81%
Careerlink	81	\$ 480,343	\$ 480,343	\$ 297,918	62%
Parks & Recreation	84	\$ 4,946,275	\$ 5,660,143	\$ 4,229,089	75%
Water Dept.	85-90	\$ 35,352,000	\$ 39,106,361	\$ 29,144,323	75%
Total		\$ 186,317,164	\$ 193,184,648	\$ 156,589,087	81%



**Budget Comparison FY 2018-2019
Revenue For The Period Ended June 30, 2019**

	Revenue Original Budget FY 2018-2019	Revenue Adjusted Budget FY 2018-2019	Expenditures Year-To-Date 6/30/2019	Percentage Spent
General Fund	\$ 68,143,837	\$ 68,227,837	\$ 72,747,580	107%
Special Revenue Funds	\$ 49,038,289	\$ 49,038,289	\$ 56,067,879	114%
Redevelopment Funds	\$ 14,653,909	\$ 14,653,909	\$ 16,454,277	112%
Debt Service Funds	\$ -	\$ -	\$ 311,279	0%
Enterprise Funds	\$ 35,251,327	\$ 35,251,327	\$ 35,610,024	101%
Internal Services Funds	\$ 7,335,000	\$ 7,335,000	\$ 4,328,029	59%
Total	\$ 174,422,362	\$ 174,506,362	\$ 185,519,068	106%



Budget Comparison FY 2018-2019
Revenues Vs. Expenditures For The Period Ended June 30, 2019

Account Number	Fund Name	Revenues Year-To- Date 6/30/2019	Expenditures Year- To-Date 6/30/2019	Difference
General Fund				
1001	General Fund	\$ 61,258,978	\$ 57,010,217	\$ 4,248,761
1003	Hazardous Materials Fund	\$ 1,010	\$ -	\$ 1,010
1004	Measure P	\$ 11,487,592	\$ 7,823,629	\$ 3,663,963
	Subtotal	\$ 72,747,580	\$ 64,833,847	\$ 7,913,733
Special Revenue Funds				
1520	Measure R	\$ 1,289,144	\$ 935,378	\$ 353,766
1528	Measure M	\$ 1,430,360	\$ 1,499,880	\$ (69,521)
1900	Prop C	\$ 1,717,856	\$ 504,080	\$ 1,213,776
2000	Prop A	\$ 2,119,861	\$ 1,143,016	\$ 976,846
2100	Retirement Fund	\$ 31,330,896	\$ 21,605,453	\$ 9,725,444
2200	Gas Tax County	\$ 1,913,988	\$ -	\$ 1,913,988
2300	Gas Tax State	\$ 1,570,490	\$ 3,202,324	\$ (1,631,834)
2502	Street Lighting City Wide	\$ 4,286,989	\$ 4,655,982	\$ (368,993)
2800	CDBG	\$ 1,263,743	\$ 1,345,389	\$ (81,647)
2820	Local Housing Authority	\$ 7,606,967	\$ 8,257,421	\$ (650,454)
	All others	\$ 1,537,585	\$ 516,082	\$ 1,021,503
	Subtotal	\$ 56,067,879	\$ 43,665,005	\$ 12,402,875
Successor Agency Funds				
1201	Redevelopment Agency	\$ 15,791,221	\$ 243,226	\$ 15,547,996
1205	Low Cost Housing	\$ 524,295	\$ 132,867	\$ 391,428
3071	Successor Housing Project	\$ 105,893	\$ -	\$ 105,893
3081	Commercial Projects - Housing	\$ 32,037	\$ -	\$ 32,037
	Subtotal	\$ 16,453,446	\$ 376,093	\$ 16,077,354
Debt Service Funds				
3002	Tax Allocation Bond	\$ 129,664	\$ 5,800,000	\$ (5,670,336)
3030	Revenue Bonds 2008	\$ 65,905	\$ (560,029)	\$ 625,934
3070	CRA Bonds Series 2010A	\$ 32,988	\$ 2,027,624	\$ (1,994,636)
3080	CRA Bonds Series 2010B	\$ 82,642	\$ 1,726,928	\$ (1,644,286)
3091	CRA Bonds Series 2010C	\$ 79	\$ 2,033,166	\$ (2,033,087)
	Subtotal	\$ 311,279	\$ 11,027,688	\$ (10,716,409)
Enterprise Funds				
5000	Water Fund	\$ 15,391,179	\$ 13,347,966	\$ 2,043,212
5003	Water Bond Fund 2009	\$ 3,620,455	\$ 3,148,340	\$ 472,116
5100	Rubbish Fund	\$ 13,726,826	\$ 12,762,823	\$ 964,003
5116	Sewer Fund	\$ 963,928	\$ 287,130	\$ 676,798
5117	Sewer Bond Series 2009	\$ 1,864,686	\$ 663,849	\$ 1,200,838
5200	Golf Course	\$ 40,492	\$ 26,663	\$ 13,829
5300	Recreation Programs	\$ 2,458	\$ -	\$ 2,458
	Subtotal	\$ 35,610,024	\$ 30,236,770	\$ 5,373,254

Budget Comparison FY 2018-2019
Revenues Vs. Expenditures For The Period Ended June 30, 2019

Account Number	Fund Name	Revenues Year-To- Date 6/30/2019	Expenditures Year- To-Date 6/30/2019	Difference
<i>Internal Service Funds</i>				
6000	Equipment Rental	\$ 1,805,477	\$ 1,049,849	\$ 755,628
6200	Central Duplicating	\$ 277,326	\$ 271,201	\$ 6,125
6300	Worker's Compensation	\$ 2,243,800	\$ 1,674,654	\$ 569,147
6400	Liability Insurance Fund	\$ 1,425	\$ 3,451,932	\$ (3,450,508)
	Subtotal	\$ 4,328,029	\$ 6,447,636	\$ (2,119,608)
	Grand Total	\$ 185,518,237	\$ 156,587,039	\$ 28,931,198

**Summary of Fund Balances - Measure P
Expenditures Summary by Department**

Account Number	Fund Name	Original Budget FY 2018-2019	June 2019	Expenditures Year-To-Date 6/30/2019
City Attorney				
4295	Liability Payment	\$ 740,000	\$ 61,225	\$ 740,000
	Subtotal	\$ 740,000	\$ 61,225	\$ 740,000
City Manager				
4334	Machinery & Equipment	\$ 47,997	\$ -	\$ 47,997
4222	Computer Software	\$ 274,099	\$ -	\$ 274,099
	Subtotal	\$ 322,096	\$ -	\$ 322,095
Non-Departmental				
4335	Office Furniture & Equipment	\$ 33,483	\$ 16,742	\$ 33,483
4255	City Reserve Funds	\$ 1,080,000	\$ -	\$ -
4269	Other Contract Services	\$ 2,277,663	\$ 612,184	\$ 759,020
4294	Contingency	\$ (47,997)	\$ -	\$ -
	Subtotal	\$ 3,343,149	\$ 628,926	\$ 792,504
City Controller				
4162	Measure P Stipends	\$ 1,000	\$ -	\$ -
	Subtotal	\$ 1,000	\$ -	\$ -
Code Enforcement				
4100	Personnel	\$ 128,854	\$ 8,007	\$ 79,709
	Subtotal	\$ 128,854	\$ 8,007	\$ 79,709
Sheriff Department				
4271	Sheriff Contract Services	\$ 3,780,000	\$ 630,157	\$ 3,780,157
	Subtotal	\$ 3,780,000	\$ 630,157	\$ 3,780,157
Public Works				
4100	Personnel	\$ 450,921	\$ 80,720	\$ 346,871
4200	Operations & Maintenance	\$ 2,277,859	\$ 439,868	\$ 1,559,336
	Subtotal	\$ 2,728,780	\$ 520,588	\$ 1,906,207
Parks & Recreation				
4100	Personnel	\$ 35,350	\$ 445	\$ 2,041
4237	Maintenance / Repairs Special	\$ 2,800	\$ -	\$ -
4238	Special Projects	\$ 10,000	\$ -	\$ -
4269	Other Contract Services	\$ 319,171	\$ 13,534	\$ 200,916
	Subtotal	\$ 367,321	\$ 13,979	\$ 202,958
Total Expenditures Measure P				
1004	Measure P	\$ 11,411,200	\$ 1,862,882	\$ 7,823,630
	Grand Total	\$ 11,411,200	\$ 1,862,882	\$ 7,823,630

Budget Modifications FY 2018-2019
Budget Transfers For The Period Ended June 30, 2019

Date	Requesting Department	From Account Number	To Account Number	Amount
08/28/18	WATER	5000-880-000-4273	5000-900-000-4270	\$ 5,000
09/19/18	CONTROLLERS BUS LIC	1001-650-BLC-4217	1001-650-BLC-4216	\$ 2,000
10/24/18	SUCCESSOR AGENCY	1201-910-000-4101	1201-910-000-4171	\$ 5,000
10/24/18	CITY TREASURER	1001-440-000-4216	1001-440-000-4236	\$ 5,000
10/24/18	CITY TREASURER	1001-440-000-4249	1001-440-000-4236	\$ 1,000
10/24/18	NON DEPARTMENTAL	1001-610-000-4250	1001-610-000-4257	\$ 4,700
10/29/18	CITY MANAGER	1001-510-PS0-4273	1001-510-PS0-4263	\$ 688
12/12/18	PUBLIC WORKS	1004-720-000-4235	1004-720-000-4238	\$ 2,000
12/18/18	CITY MANAGER	7002-510-000-4262	7002-510-000-4249	\$ 5,000
01/08/19	FIRE	1001-690-000-4269	1001-690-000-4249	\$ 5,000
01/08/19	FIRE	1001-690-000-4273	1001-690-000-4229	\$ 324
01/15/19	NON DEPARTMENTAL	1001-610-000-4250	1001-610-000-4257	\$ 300
01/15/19	NON DEPARTMENTAL	1001-610-000-4256	1001-610-000-4257	\$ 3,950
01/17/19	HUMAN RESOURCES	1001-560-000-4269	1001-560-000-4219	\$ 3,000
01/29/19	CITY TREASURER	1001-440-000-4218	1001-440-000-4219	\$ 500
02/05/19	MLES	1001-670-000-4262	1001-670-000-4223	\$ 3,100
02/05/19	COUNCIL #4	1001-400-C04-4249	1001-400-C04-4238	\$ 4,300
02/12/19	CITY ATTORNEY	1001-420-000-4262	1001-420-000-4249	\$ 1,000
03/07/19	CITY MANAGER	1001-510-PS0-4246	1001-510-PS0-4215	\$ 1,500
03/07/19	CITY MANAGER	1001-510-PS0-4210	1001-510-PS0-4246	\$ 300
03/07/19	CITY MANAGER	1001-510-PS0-4216	1001-510-PS0-4246	\$ 500
03/07/19	CITY MANAGER	1001-510-PS0-4243	1001-510-PS0-4246	\$ 2,681
03/07/19	CITY MANAGER	1001-510-PS0-4263	1001-510-PS0-4246	\$ 500
03/07/19	GRANTS	2800-540-G11-4270	2800-540-G11-4213	\$ 2,000
03/07/19	GRANTS	2800-540-G11-4270	2800-540-G11-4249	\$ 1,000
03/07/19	COUNCIL #3	1001-400-C03-4249	1001-400-C03-4270	\$ 1,500
03/14/19	CONTROLLERS BUS LIC	1001-650-BLC-4249	1001-650-BLC-4246	\$ 335
03/21/19	COUNCIL #2	1001-400-C02-4249	1001-400-C02-4270	\$ 1,000
03/21/19	COUNCIL #3	1001-400-C03-4249	1001-400-C03-4270	\$ 2,000
03/21/19	COUNCIL #4	1001-400-C04-4218	1001-400-C04-4270	\$ 1,000
03/21/19	CITY MANAGER	1001-510-000-4262	1001-510-000-4270	\$ 3,000
03/21/19	CITY MANAGER	1001-510-000-4266	1001-510-000-4270	\$ 3,000
03/21/19	MLES	1001-670-000-4262	1001-670-000-4210	\$ 2,000
04/01/19	COUNCIL #1	1001-400-C01-4249	1001-400-C01-4270	\$ 2,000
04/01/19	COUNCIL #2	1001-400-C02-4249	1001-400-C02-4270	\$ 2,000
04/01/19	COUNCIL #3	1001-400-C03-4249	1001-400-C03-4270	\$ 1,000
04/01/19	COUNCIL #3	1001-400-C03-4238	1001-400-C03-4270	\$ 1,000
04/01/19	COUNCIL #5	1001-400-C05-4270	1001-400-C05-4216	\$ 2,000
04/01/19	CITY MANAGER	1001-510-000-4219	1001-510-000-4270	\$ 200
04/01/19	CITY MANAGER	1001-510-000-4269	1001-510-000-4270	\$ 5,000
04/01/19	CITY MANAGER	1001-510-000-4218	1001-510-000-4270	\$ 3,000
04/01/19	SUCCESSOR AGENCY	1201-910-000-4210	1201-910-000-4215	\$ 200
04/01/19	SUCCESSOR AGENCY	1201-910-000-4210	1201-910-000-4216	\$ 260
04/01/19	SUCCESSOR AGENCY	1201-910-000-4210	1201-910-000-4219	\$ 1,000

Budget Modifications FY 2018-2019
Budget Transfers For The Period Ended June 30, 2019

Date	Requesting Department	From Account Number	To Account Number	Amount
04/03/19	PUBLIC WORKS	1004-710-000-4222	1004-710-000-4266	\$ 5,000
04/03/19	MLES	1001-670-000-4262	1001-670-000-4249	\$ 3,000
04/03/19	RUBBISH	5100-850-000-4217	5100-850-000-4249	\$ 500
04/11/19	FIRE	1001-690-000-4221	1001-690-000-4249	\$ 2,500
04/11/19	FIRE	1001-690-000-4216	1001-690-000-4249	\$ 3,000
04/22/19	CITY COUNCIL	1001-400-000-4101	1001-400-000-4180	\$ 400
04/23/19	***RESOLUTION NO. 25,001 INCREASED BUDGET MOD TRANSFER TO \$25k***			
05/07/19	RECREATION	1001-840-000-4243	1001-840-000-4246	\$ 1,946
05/07/19	RECREATION	1001-840-000-4215	1001-840-000-4218	\$ 70
05/07/19	GENERAL SERVICES	1001-600-000-4239	1001-600-000-4269	\$ 12,500
05/07/19	GENERAL SERVICES	1001-600-000-4243	1001-600-000-4269	\$ 500
05/07/19	GENERAL SERVICES	1001-600-000-4249	1001-600-000-4269	\$ 1,860
05/07/19	GENERAL SERVICES	1001-600-000-4246	1001-600-000-4269	\$ 2,000
05/07/19	GENERAL SERVICES	1001-600-000-4210	1001-600-000-4236	\$ 1,250
05/07/19	GENERAL SERVICES	1001-600-000-4239	1001-600-000-4236	\$ 2,000
05/07/19	GENERAL SERVICES	1001-600-000-4249	1001-600-000-4236	\$ 5,000
05/07/19	MLES	1001-670-000-4249	1001-670-000-4246	\$ 1,000
05/30/19	PUBLIC WORKS	1900-710-000-4238	1900-710-000-4266	\$ 9,400
05/30/19	PUBLIC WORKS	1900-710-000-4210	1900-710-000-4266	\$ 1,000
05/30/19	PUBLIC WORKS	1900-710-000-4213	1900-071-000-4266	\$ 1,000
05/30/19	CITY MANAGER	1001-510-000-4249	1001-510-000-4219	\$ 3,000
06/05/19	CITY MANAGER	1001-510-IT0-4218	1001-510-IT0-4262	\$ 1,000
06/06/19	CITY CLERK	1001-480-000-4213	1001-480-000-4262	\$ 4,869
06/06/19	CITY CLERK	1001-480-000-4215	1001-480-000-4262	\$ 25,000
06/06/19	CITY CLERK	1001-480-000-4216	1001-480-000-4262	\$ 6,983
06/10/19	SUCCESSOR AGENCY	1201-910-000-4269	1201-910-000-4249	\$ 5,000
06/10/19	CITY CLERK	1001-470-000-4236	1001-470-000-4213	\$ 5,000
06/12/19	MLES	1001-670-000-4273	1001-670-000-4270	\$ 821
06/12/19	MLES	1001-670-000-4262	1001-670-000-4269	\$ 3,769
06/12/19	MLES	1001-670-000-4249	1001-670-000-4269	\$ 1,165
06/12/19	MLES	1001-670-000-4217	1001-670-000-4269	\$ 2,000
06/12/19	MLES	1001-670-000-4273	1001-670-000-4269	\$ 1,369
06/12/19	HOUSING	2820-790-000-4180	2820-790-000-4190	\$ 3,000
06/12/19	HOUSING	2820-790-000-4180	2820-790-000-4194	\$ 231
06/12/19	HOUSING	2820-790-000-4210	2820-790-000-4280	\$ 40
06/12/19	HOUSING	2820-790-000-4218	2820-790-000-4208	\$ 2,494
06/13/19	COUNCIL #2	1001-400-C02-4218	1001-400-C02-4238	\$ 1,000
06/13/19	COUNCIL #2	1001-400-C02-4270	1001-400-C02-4238	\$ 500
06/13/19	COUNCIL #2	1001-400-C02-4249	1001-400-C02-4238	\$ 1,000
06/13/19	NON DEPARTMENTAL	1001-610-000-4250	1001-610-000-4256	\$ 10,000
06/18/19	GENERAL SERVICES	1001-600-000-4262	1001-600-000-4236	\$ 1,000
06/19/19	RECREATION	1001-840-000-4238	1001-840-000-4237	\$ 1,000
06/19/19	RECREATION	1001-840-000-4219	1001-840-000-4215	\$ 100
06/19/19	RECREATION	1001-840-000-4219	1001-840-000-4237	\$ 500

Budget Modifications FY 2018-2019
Budget Transfers For The Period Ended June 30, 2019

Date	Requesting Department	From Account Number	To Account Number	Amount
06/19/19	RECREATION	1001-840-000-4219	1001-840-000-4249	\$ 200
06/19/19	RECREATION	1001-840-000-4262	1001-840-000-4237	\$ 2,500
06/19/19	RECREATION	1001-840-000-4262	1001-840-000-4223	\$ 1,225
06/20/19	WATER	2672-000-000-2710	2672-900-002-4249	\$ 4,347
06/26/19	COUNCIL #3	1001-400-C03-4218	1001-400-C03-4249	\$ 1,000
06/26/19	COUNCIL #3	1001-400-C03-4270	1001-400-C03-4249	\$ 800
06/26/19	COUNCIL #1	1001-400-C01-4218	1001-400-C01-4238	\$ 1,000
06/26/19	COUNCIL #1	1001-400-C01-4270	1001-400-C01-4238	\$ 1,000
06/26/19	CITY MANAGER	1001-510-000-4198	100-151-000-4171	\$ 5,000
06/26/19	PUBLIC WORKS	6000-720-000-4222	6000-720-000-4235	\$ 4,000
06/27/19	CITY MANAGER	1001-510-IT0-4222	1001-510-IT0-4262	\$ 3,580
06/27/19	WATER		5000-880-000-4755	\$ 891,616
06/30/19	GENERAL SERVICES	1001-600-000-4246	1001-600-000-4236	\$ 3,000
06/30/19	GENERAL SERVICES	1001-600-000-4262	1001-600-000-4236	\$ 13,000
Grand Total				\$ 1,158,874

Budget Modifications FY 2018-2019
Budget Transfers via Resolution For The Period Ended June 30, 2019

Date	Resolution Number	Requesting Department	Description	From Account Number	To Account Number	Amount
07/24/18	24,820	City Manager	Purchase Server Equipment	1001-510-000-4294	1001-510-ITO-4334	\$ 47,997.00
09/11/18	24,842	Public Works	To Provide Street Designs Services	1900-710-000-4266	1900-710-000-4262	\$ 93,809.00
09/11/18	24,848	Sheriff's Department	Purchase of Safety Equipment	1033-680-000-4271	1033-670-000-4249	\$ 20,000.00
			Task Force Overtime	1033-680-000-4271	1033-670-000-4171	\$ 39,000.00
09/18/18	24,862	Public Works	Provide Street Design Services	1900-710-000-4266	1900-710-000-4262	\$ 429,597.02
09/18/18	24,863	Public Works	Provide Street Design Services	1528-710-000-4266	1528-710-000-4262	\$ 518,000.00
10/02/18	24,867	Fire Department	Purchase of 2014 Dodge Police Charger	6000-720-000-4236	6000-690-000-4333	\$ 24,729.94
12/11/18	24,888	Fire Department	Providing Fire Protection Engineering Services	1001-690-000-4269	1001-690-000-4262	\$ 7,776.00
12/18/18	24,890	Fire Department	Purchase of Tires for Fire Apparatus	1001-690-000-4269	6000-690-000-4229	\$ 20,000.00
12/18/18	24,896	City Manager	Personnel Changes	1201-910-000-4101	1201-780-000-4101	\$ 46,590.00
				2800-540-G11-4262	2800-540-G11-4101	\$ 7,570.00
01/15/19	24,898	Grants	Provide Transportation Grants Management	1004-710-000-4266	1004-710-000-4262	\$ 100,000.00
01/22/19	24,911	Fire Department	For Electronic Patient Care Reporting	1001-690-000-4269	1001-690-000-4262	\$ 77,800.00
01/22/19	24,912	Water Department	Membership with the Association of California Water Agencies	5000-890-000-4216	5000-900-000-4219	\$ 11,000.00
02/05/19	24,915	Fire Department	Purchase of Medical Oxygen and Related Supplies	1001-690-000-4269	1001-690-000-4260	\$ 6,500.00
02/05/19	24,916	Fire Department	Upgrade Current Self Contained Breathing Apparatus	1001-690-000-4269	1001-690-000-4240	\$ 75,864.13
02/05/19	24,918	City Manager	Maintenance Service for Multifunctional Digital Imaging Systems and HP Desktop Printers	6200-510-000-4334	6200-510-000-4262	\$ 46,440.00
02/05/19	24,920	City Manager	Purchase of Used Office Furnishing	1004-610-000-4269	1004-610-000-4335	\$ 33,483.32
		Water Department		5100-850-000-4249	5100-850-000-4335	\$ 9,755.03
02/05/19	24,924	Water Department	Provide Sewer System Cleaning	5116-720-000-4232	5116-720-000-4266	\$ 15,000.00
				5116-720-000-4236	5116-720-000-4266	\$ 15,000.00
				5116-720-000-4270	5116-720-000-4266	\$ 3,000.00
02/05/19	24,926	Fire Department	Purchase of Diesel Fuel, Motor Coolant, and Motor Lubricants	1001-690-000-4269	6000-690-000-4229	\$ 60,000.00
02/05/19	24,928	Public Works	Procurement of Materials and Supplies	1004-720-000-4266	1004-720-000-4227	\$ 25,000.00
				2300-710-000-4266	2300-710-000-4236	\$ 235,000.00
				2300-720-000-4269	2300-720-000-4236	\$ 45,000.00
				2300-720-000-4269	2300-720-000-4236	\$ 75,000.00
				2300-720-000-4269	2300-720-000-4236	\$ 100,000.00
				2300-720-000-4269	2300-720-000-4233	\$ 141,000.00
				2502-720-000-4269	2502-720-000-4236	\$ 25,000.00

Budget Modifications FY 2018-2019
Budget Transfers via Resolution For The Period Ended June 30, 2019

Date	Resolution Number	Requesting Department	Description	From Account Number	To Account Number	Amount
02/12/19	24,930	City Controller	Purchase of Computers for Staff	1001-650-000-4335	1001-650-BLC-4335	\$ 3,439.00
02/12/19	24,932	Public Works	Annual Waste Discharge Fees	1004-720-000-4266	1004-720-000-4249	\$ 50,000.00
02/12/19	24,934	Fire Department	Maintenance and Repair of Paramedic and Command Vehicles	1001-690-000-4269	6000-690-000-4229	\$ 20,000.00
02/19/19	24,944	Public Works	Street Rehabilitation Project	2300-710-000-4266	2300-710-000-4262	\$ 98,900.00
02/19/19	24,945	Public Works	Traffic Engineering Services	2300-710-000-4266	2300-710-000-4262	\$ 54,975.00
02/19/19	24,946	Public Works	Provide Street Design Services	1528-710-000-4266	1528-710-000-4262	\$ 99,000.00
02/19/19	24,947	Public Works	Perform Additional Pavement Designs	2300-710-000-4266	2300-710-000-4262	\$ 26,057.00
03/19/19	24,968	Parks and Recreation	Procurement of Materials and Supplies	1001-840-000-4216	1004-840-000-4237	\$ 2,800.00
				1001-840-000-4238	1001-840-000-4236	\$ 5,000.00
03/19/19	24,972	Fire Department	Car Rental Services	1001-690-000-4269	1001-690-000-4249	\$ 5,634.02
03/26/19	24,973	City Attorney	Procurement of Supplies and Computer Equipment	1001-420-000-4249	1001-420-000-4218	\$ 400.00
03/26/19	24,976	Fire Department	Maintenance and Repair of Paramedic and Command Vehicles	1001-690-000-4269	1001-690-000-4229	\$ 30,000.00
04/02/19	24,987	Local Housing Authority	Transfer Funds Between Accounts	2820-790-000-4285	2820-790-000-4208	\$ 18,000.00
04/23/19	24,994	Fire Department	Dues to the Area E Disaster Management Area Joint Powers Authority	1001-690-000-4269	1001-690-000-4219	\$ 5,061.00
04/23/19	24,995	Community Development	Provide On-Call Planning Services	1001-780-000-4101	1001-780-000-4262	\$ 41,324.00
04/23/19	25,002	Public Works	Annual Administration of the Landscape and Lighting District No. 1	2502-710-000-4269	2502-710-000-4262	\$ 8,150.00
				5117-720-000-4266	5117-720-000-4262	\$ 16,300.00
05/21/19	25,015	Fire Department	Maintenance and Repair of Fire Aparatus	1001-690-000-4269	1001-690-000-4229	\$ 54,000.00
05/21/19	25,016	Fire Department	Purchase of Batteries to Replace in Fire Department Radios	1001-690-000-4269	1001-690-000-4249	\$ 4,884.35
06/05/19	25,030	Public Works	Provide Comprehensive Sewer Rate and Fee Study	5117-720-000-4266	5117-720-000-4262	\$ 47,792.00
06/05/19	25,034	City Controller	For Independent Auditing Services	1001-650-000-4222	1001-650-000-4266	\$ 53,000.00
				1001-650-000-4294	1001-650-000-4266	\$ 75,000.00
06/25/19	25,060	Fire Department	Maintenance and Repair of Fire Aparatus	1001-690-000-4269	1001-690-000-4229	\$ 30,000.00
06/25/19	25,061	Fire Department	Replace Fire Dept Current Communication/Radio System	1004-610-000-4269	1001-690-000-4249	\$ 515,000.00
Grand Total						\$ 3,619,627.81

Budget Modifications FY 2018-2019
Budget Modifications via Resolution For The Period Ended June 30, 2019

Date	Resolution Number	Requesting Department	Description	Increase Account Number	Increase Account Number	Amount
07/24/18	24,822	Parks and Recreation	Purchase Uniforms for Compton Youth Baseball League	1001-000-000-3980	1001-840-000-4249	\$ 5,000.00
12/18/18	24,897	City Manager	Rental and Servicing of 5 Double Kiosk (Bigbelly and Smartbelly)	2655-000-000-2710	2655-850-000-4249	\$ 34,566.10
02/12/19	24,935	Public Works	For Sidewalk Remediation Services	Fund Balance 2604	2604-710-000-4266	\$ 281,292.00
03/12/19	24,961	Public Works	Citywide Pothole Repair	Fund Balance 1528	1528-710-000-4266	\$ 960,000.00
03/19/19	24,967	City Manager	Replace of Basketball Court at Wilson Park	Fund Balance 2800	2800-84-E162-4238	\$ 79,740.00
03/26/19	24,977	General Services	For General Maintenance and Repairs at 600 N Alameda St	1001-000-000-3980	1001-600-000-4262	\$ 70,000.00
04/02/19	24,991	Parks and Recreation	In-Kind Contribution from Dodgers Foundation	1001-000-000-3890	1001-840-000-4238	\$ 9,000.00
Grand Total						\$ 1,439,598.10

Purchase Orders FY 2018-2019
Purchase Orders For The Month Ended June 30, 2019

Date	Purchase Order Number	Vendor	Encumbrance
06/03/2019	19FY1375	REED, MICHAEL	\$ 8,343.25
06/03/2019	19FY1376	THOMAS PARTITIONS & SPECIALTIES INC	\$ 4,860.00
06/03/2019	19FY1377	HOLLYWOOD CARPET INC	\$ 1,677.83
06/04/2019	19FY1378	TAJ TRADING CORPORATION	\$ 3,668.02
06/03/2019	19FY1383	RAMOS, ARTURO	\$ 2,998.05
06/06/2019	19FY1384	GROWTH MINDSET COMMUNICATIONS INC	\$ 105,000.00
06/03/2019	19FY1386	NEOPOST INC	\$ 44.10
06/03/2019	19FY1387	LOS ANGELES COUNTY	\$ 8,305.15
06/03/2019	19FY1389	CENTEXT LEGAL SERVICES LLC	\$ 532.00
06/03/2019	19FY1390	GLOBAL SPECIALTIES DIRECT INC	\$ 4,774.00
06/03/2019	19FY1391	GLOBAL SPECIALTIES DIRECT INC	\$ 11,062.00
06/03/2019	19FY1392	GLOBAL SPECIALTIES DIRECT INC	\$ 5,612.00
06/03/2019	19FY1394	CACEO	\$ 258.00
06/05/2019	19FY1403	ANTHONY RUIZ	\$ 500.00
06/10/2019	19FY1404	TURNER, MARLON D	\$ 600.00
06/05/2019	19FY1405	DDS LEGAL SUPPORT SYSTEMS INC	\$ 117.30
06/11/2019	19FY1406	CDWG	\$ 2,700.15
06/11/2019	19FY1407	CA PUBLIC EMPLOYEES' RETIREMENT SYS	\$ 898.00
06/11/2019	19FY1408	LOS ANGELES COUNTY	\$ 358,228.00
06/04/2019	19FY1409	COOPERATIVE PERSONNEL SVCS (CP	\$ 510.00
06/06/2019	19FY1412	AREA E CIVIL DEFENSE AND DISTR BRD	\$ 5,061.00
06/10/2019	19FY1413	CSG CONSULTANTS INC	\$ 41,324.00
06/05/2019	19FY1414	KELLY PAPER COMPANY	\$ 494.75
06/04/2019	19FY1415	MARTIN FRENCH	\$ 910.00
06/04/2019	19FY1416	SHELTON JR, ELIJAH	\$ 355.00
06/04/2019	19FY1417	HALS GLASS CO INC	\$ 311.07
06/05/2019	19FY1418	S & S WORLDWIDE INC	\$ 982.33
06/05/2019	19FY1419	COMPTON UNIFIED SCH DIST	\$ 480.00
06/06/2019	19FY1421	QUINN COMPANY	\$ 18,000.00
06/11/2019	19FY1422	CLEVELAND, PAULA	\$ 950.00
06/10/2019	19FY1424	ZUMAR INDUSTRIES	\$ 3,410.03
06/12/2019	19FY1425	ECAMSECURE	\$ 7,312.98
06/04/2019	19FY1426	J & A WINDOWS & DOORS INC	\$ 350.84
06/04/2019	19FY1427	KONE INC	\$ 663.00
06/05/2019	19FY1428	EXPERT PLANT CARE INC	\$ 720.00
06/05/2019	19FY1430	TERMINIX INTERNATIONAL	\$ 320.96
06/10/2019	19FY1432	COUNTY OF LOS ANGELES	\$ 2,939.04
06/11/2019	19FY1434	J A SALAZAR CONST & SUPPLY CORP	\$ 26,741.37
06/09/2019	19FY1435	ZONES INC	\$ 1,135.85
06/06/2019	19FY1436	NATIONAL LEAGUE OF CITIES	\$ 8,050.48
06/10/2019	19FY1437	SMARTPROCURE INC	\$ 4,000.00
06/12/2019	19FY1438	GLENN E. THOMAS COMPANY INC.	\$ 20,000.00
06/12/2019	19FY1439	BLACK AND WHITE EMERGENCY VEHICLES	\$ 5,000.00
06/11/2019	19FY1440	QUILL CORPORATION	\$ 1,835.84

Purchase Orders FY 2018-2019
Purchase Orders For The Month Ended June 30, 2019

Date	Purchase Order Number	Vendor	Encumbrance
06/17/2019	19FY1441	SANCHEZ, VICTOR J	\$ 36.72
06/13/2019	19FY1442	MAILFINANCE INC	\$ 1,142.25
06/17/2019	19FY1443	JIM J FORBES	\$ 666.00
06/13/2019	19FY1444	MONTANO, RANDOLPH	\$ 150.00
06/14/2019	19FY1445	OFFICE DEPOT	\$ 1,000.00
06/13/2019	19FY1446	TAJ TRADING CORPORATION	\$ 500.00
06/13/2019	19FY1447	JIM J FORBES	\$ 2,000.00
06/12/2019	19FY1448	PRAXAIR DISTRIBUTION	\$ 500.00
06/12/2019	19FY1449	CONCHING ENTERPRISES INC	\$ 5,000.00
06/17/2019	19FY1450	R & G CHAMBERS INC	\$ 297.02
06/17/2019	19FY1451	DAIGLE, RICHARD J	\$ 300.00
06/18/2019	19FY1452	NESTLE WATERS NORTH AMERICA	\$ 192.35
06/11/2019	19FY1453	WEST COAST OFFICE SYSTEMS INC	\$ 21,074.97
06/17/2019	19FY1454	STAPLES ADVANTAGE	\$ 9.72
06/18/2019	19FY1455	THOMPSON TROPHY MFG INC	\$ 26.28
06/11/2019	19FY1456	RICHARDS WATSON & GERSHON	\$ -
06/17/2019	19FY1457	QUILL CORPORATION	\$ 806.46
06/17/2019	19FY1458	ALBRIGHT YEE & SCHMIT APC	\$ 6,093.75
06/17/2019	19FY1459	CACEO	\$ 86.00
06/17/2019	19FY1460	ACCELA INC	\$ 8,908.00
06/18/2019	19FY1461	GRANICUS INC	\$ 4,800.00
06/18/2019	19FY1462	UNIFIRST CORPORATION	\$ 4,500.00
06/11/2019	19FY1463	ADAIR, BRANDY	\$ 231.25
06/17/2019	19FY1464	SWIFT OIL & VACUUM INC	\$ 19,500.00
06/17/2019	19FY1465	ROADLINE PRODUCTS INC USA	\$ 20,000.00
06/25/2019	19FY1466	TAJ TRADING CORPORATION	\$ 2,500.00
06/26/2019	19FY1467	RAMOS, ARTURO	\$ 2,998.05
06/26/2019	19FY1468	PASION SOCCER.COM	\$ 551.88
06/24/2019	19FY1469	HINDERLITER DE LLAMAS & ASSOCIATES	\$ 24,000.00
06/24/2019	19FY1470	HEIDELBERG USA INC	\$ 34.04
06/26/2019	19FY1471	PICO RENTS INC	\$ 950.00
06/17/2019	19FY1472	DHALIWAL, RAJINDERPAL SINGH	\$ 10.46
06/24/2019	19FY1473	WARMSLEY, LARRY L	\$ 500.00
06/24/2019	19FY1474	UNITED SITE SERVICES OF CA INC	\$ 732.17
06/24/2019	19FY1475	CLEVELAND, PAULA	\$ 4,500.00
06/25/2019	19FY1476	CHRISTIAN, KARNEISHA	\$ 2,750.00
06/25/2019	19FY1477	OFFICE IMAGES INC	\$ 2,003.59
06/19/2019	19FY1478	RICHARDS WATSON & GERSHON	\$ 30,199.17
06/19/2019	19FY1479	SANDERS ROBERTS LLP	\$ 3,692.50
06/18/2019	19FY1480	SQUARE SIGNS LLC	\$ 5,000.00
06/24/2019	19FY1481	HOLLYWOOD CARPET INC	\$ 1,058.12
06/24/2019	19FY1482	STATE WATER RESOURCES CONTROL BOARD	\$ 1,131.46
06/24/2019	19FY1483	AXON ENTERPRISE INC	\$ 1,573.27
06/24/2019	19FY1484	FIRST AMERICAN PROFESSIONAL	\$ 150.00

Purchase Orders FY 2018-2019
Purchase Orders For The Month Ended June 30, 2019

Date	Purchase Order Number	Vendor	Encumbrance
06/24/2019	19FY1485	ABOVE ALL CATERING INC	\$ 3,657.35
06/20/2019	19FY1486	JIM J FORBES	\$ 806.00
06/13/2019	19FY1487	AMERICAN FENCE COMPANY INC	\$ 3,883.62
06/13/2019	19FY1488	ROBERT SKEELS & COMPANY	\$ 802.62
06/19/2019	19FY1489	THOMPSON TROPHY MFG INC	\$ 49.28
06/19/2019	19FY1490	TYRONE LEWIS	\$ 650.00
06/20/2019	19FY1491	TAJ TRADING CORPORATION	\$ 780.57
06/13/2019	19FY1492	JANKOVICH COMPANY, THE	\$ 3,073.72
06/13/2019	19FY1493	FONTENOT TOW SERVICE	\$ 245.00
06/13/2019	19FY1494	OCCUPATIONAL HEALTH SERVICES	\$ 205.00
06/24/2019	19FY1495	JANKOVICH COMPANY, THE	\$ 471.71
06/24/2019	19FY1496	WAXIE'S ENTERPRISES INC	\$ 1,000.00
06/17/2019	19FY1497	OCEAN BLUE ENVIRONMENTAL SRVS INC	\$ 72,000.00
06/17/2019	19FY1498	MUNICIPAL MGMT ASSOC OF SO CAL INC	\$ 85.00
06/18/2019	19FY1499	MARTIN FRENCH	\$ 910.00
06/18/2019	19FY1500	94 X 50 OFFICIATING SERVICES	\$ 980.00
06/20/2019	19FY1501	SANCHEZ, VICTOR J	\$ 629.53
06/20/2019	19FY1502	AMERICAN SOCCER CO INC	\$ 1,390.18
06/24/2019	19FY1503	SOUTH COAST AIR QUALITY MGMT DIST	\$ 265.96
06/26/2019	19FY1504	GENNAE, TAMERON	\$ 950.00
06/26/2019	19FY1505	FALON SANKEY	\$ 2,966.25
06/26/2019	19FY1506	TAJ TRADING CORPORATION	\$ 1,200.00
06/24/2019	19FY1507	STERICYCLE INC	\$ 508.92
06/24/2019	19FY1508	AUTO ZONE	\$ 56.22
06/24/2019	19FY1509	COMMLINE INC	\$ 900.00
06/25/2019	19FY1510	AIR EXCHANGE INC	\$ 12,231.51
06/17/2019	19FY1511	OTHON, MARIO MARTIN	\$ 832.20
06/21/2019	19FY1512	CALIFORNIA PEST MANAGEMENT INC	\$ 225.00
06/21/2019	19FY1513	MARTIN FRENCH	\$ 980.00
06/21/2019	19FY1514	94 X 50 OFFICIATING SERVICES	\$ 980.00
06/13/2019	19FY1515	EADIE AND PAYNE LLP	\$ 478,000.00
06/27/2019	19FY1516	CALIFORNIA SOCIETY OF CERTIFIED	\$ 1,910.00
06/27/2019	19FY1517	ADASTRAGOV INC	\$ 12,500.00
06/27/2019	19FY1518	JOHNSON, DENNIS	\$ 1,000.00
06/27/2019	19FY1519	BUTTS, KAELA GILMORE	\$ 1,000.00
06/27/2019	19FY1520	SALCIDO, KARINA	\$ 1,000.00
06/13/2019	19FY1521	WEBQA INC	\$ 8,340.00
06/26/2019	19FY1522	DAPHNE L SMITH-D'ANGELOS PHOTOS	\$ 1,080.00
06/26/2019	19FY1523	GALLS	\$ 2,178.73
06/27/2019	19FY1524	FIFTY TWO CONSULTING INC	\$ 24,250.00
06/27/2019	19FY1525	WATSON, JUANITA L	\$ 100.00
06/27/2019	19FY1526	PCMG INC	\$ 6,386.65
06/24/2019	19FY1527	LA TRUCK & AUTO INC	\$ 391.15
06/24/2019	19FY1528	O'REILLY AUTOMOTIVE STORES INC	\$ 139.90

Purchase Orders FY 2018-2019
Purchase Orders For The Month Ended June 30, 2019

Date	Purchase Order Number	Vendor	Encumbrance
06/26/2019	19FY1529	MINER LTD	\$ 682.40
06/27/2019	19FY1530	MINER LTD	\$ 353.75
06/13/2019	19FY1532	GovConnection	\$ 13,000.00
06/21/2019	19FY1533	FLEMING, DONALD	\$ 4,200.00
06/26/2019	19FY1534	URBAN WATER INSTITUTE	\$ 525.00
06/09/2019	19FY1535	MAILFINANCE INC	\$ 22,475.40
06/26/2019	19FY1536	DEPT OF JUSTICE	\$ 704.00
06/26/2019	19FY1537	LIEBERT CASSIDY WHITMORE	\$ 7,650.00
06/25/2019	19FY1538	QUILL CORPORATION	\$ 196.39
06/25/2019	19FY1540	OTHON, MARIO MARTIN	\$ 996.44
06/25/2019	19FY1541	ADOLPH KLEFER AND ASSOCIATES LLC	\$ 228.00
06/25/2019	19FY1542	SANCHEZ, VICTOR J	\$ 562.27
06/25/2019	19FY1543	LESLIE'S SWIMMING POOL SUPPLIES	\$ 597.20
06/26/2019	19FY1544	N.T.C. DEVELOPMENT	\$ 1,500.00
06/26/2019	19FY1545	LESLIE'S SWIMMING POOL SUPPLIES	\$ 236.30
06/26/2019	19FY1546	GENERAL PUMP COMPANY INC	\$ 79,826.74
06/27/2019	19FY1547	PRIORITY HEATING & AIR CONDITIONING	\$ 139,585.84
06/27/2019	19FY1548	AMTECH ELEVATOR SERVICES	\$ 2,557.65
06/27/2019	19FY1549	IPTV INTERNATIONAL INC	\$ 323,689.00
06/27/2019	19FY1550	KOGER, RODNEY	\$ 120,220.00
06/27/2019	19FY1551	BROWN, EUGENE A	\$ 53,995.96
06/27/2019	19FY1552	MOTOROLA SOLUTIONS INC	\$ 515,000.00
06/26/2019	19FY1553	SELECTRON TECHNOLOGIES INC	\$ 18,835.00
06/27/2019	19FY1554	WM CURBSIDE LLC	\$ 3,500.00
06/27/2019	19FY1555	SULLY MILLER CONTRACTING CO	\$ 891,615.03
06/27/2019	19FY1556	DDS LEGAL SUPPORT SYSTEMS INC	\$ 327.24
06/27/2019	19FY1557	ATKINSON ANDELSON LOYA RUUD & ROMO	\$ 225.23
06/27/2019	19FY1558	CENTEXT LEGAL SERVICES LLC	\$ 507.25
06/27/2019	19FY1559	RICHARDS WATSON & GERSHON	\$ 120,000.00
06/27/2019	19FY1560	RICHARDS WATSON & GERSHON	\$ 10,000.00
06/27/2019	19FY1561	RICHARDS WATSON & GERSHON	\$ 15,000.00
06/27/2019	19FY1562	ALBRIGHT YEE & SCHMIT APC	\$ 9,000.00
06/27/2019	19FY1563	JIM J FORBES	\$ 1,734.00
06/26/2019	19FY1564	LOS ANGELES SUPERIOR COURT	\$ 13,000.00
06/27/2019	19FY1565	SOUTH COAST EMERGENCY VEHICLE SVC	\$ 30,000.00
06/27/2019	19FY1566	TERMINIX INTERNATIONAL	\$ 155.12
06/25/2019	19FY1567	LOS ANGELES CO PUBLIC WORKS	\$ 755.13
06/26/2019	19FY1568	EBS GENERAL ENGINEERING INC	\$ 138,469.03
06/26/2019	19FY1569	JANKOVICH COMPANY, THE	\$ 10,000.00
06/27/2019	19FY1570	QUINN COMPANY	\$ 237,317.54
06/21/2019	19FY1572	SHELTON JR, ELIJAH	\$ 710.00
06/27/2019	19FY1573	SCP DISTRIBUTORS LLC	\$ 420.25
06/27/2019	19FY1574	SCP DISTRIBUTORS LLC	\$ 637.10
06/13/2019	19FY1576	FAILSAFE TESTING	\$ 1,184.15

Purchase Orders FY 2018-2019
Purchase Orders For The Month Ended June 30, 2019

Date	Purchase Order Number	Vendor	Encumbrance
07/01/2019	19FY1577	SANCHEZ, VICTOR J	\$ 352.80
06/25/2019	19FY1578	SANCHEZ, VICTOR J	\$ 496.12
07/02/2019	19FY1579	LOIS THREATS	\$ 2,500.47
06/25/2019	19FY1580	QUILL CORPORATION	\$ 74.48
06/04/2019	19FY1584	TRC INVESTMENTS LLC	\$ 995.00
06/06/2019	19FY1585	WORLD ACCEPTANCE GROUP	\$ 1,652.60
06/26/2019	19FY1586	OTHON, MARIO MARTIN	\$ 1,056.12
GRAND TOTAL			\$ 4,305,486

Purchase Orders FY 2018-2019
Open Purchase Orders For The Period Ended June 30, 2019

Date	Purchase Order Number	Vendor	Encumbrance	Remaining Balance
6/30/2017	17-00986	WELLS FARGO FINANCIAL LEASING	\$ 77,776	\$ 17,366
5/30/2018	17-01175	QUINN RENTAL SERVICES	\$ 73,715	\$ 73,715
5/30/2018	17-01222	CIVIL SOURCE INC	\$ 215,989	\$ 51,363
5/30/2018	17-01291	CIVIL SOURCE INC	\$ 131,951	\$ 117,196
8/3/2017	18FY0019	DELTA SYSTEMS ENGINEERING INC	\$ 4,893	\$ 1,545
8/8/2017	18FY0062	STATE WATER RESOURCES CONTROL	\$ 50,000	\$ 9,608
9/11/2017	18FY0200	SOUTH COAST AIR QUALITY MGMT D	\$ 8,000	\$ 4,737
9/25/2017	18FY0255	SOUTHERN CALIFORNIA EDISON	\$ 12,181	\$ 9,628
6/30/2018	18FY0295	SHI INT'L CORP.	\$ 4,105	\$ 1,643
10/23/2017	18FY0364	WILLDAN ASSOCIATES	\$ 72,700	\$ 17,458
12/18/2017	18FY0452	DEPT OF PUBLIC WORKS L A COUNT	\$ 40,000	\$ 45,498
1/23/2018	18FY0500	CIVIL SOURCE INC	\$ 140,636	\$ 272
2/28/2018	18FY0609	SKIDMORE, OWINGS & MERRILL LLP	\$ 450,000	\$ 195,364
3/12/2018	18FY0640	TECS ENVIRONMENTAL COMPLIANCE	\$ 296,000	\$ 152,081
3/28/2018	18FY0700	ITCONNECT INC	\$ 5,000	\$ 2,816
6/30/2018	18FY0806	ALAMEDA TIRE & AUTO REPAIR INC	\$ 3,000	\$ 3,000
5/10/2018	18FY0836	NADA BUS INC	\$ 590	\$ 590
7/3/2018	18FY0977	JOHNSON,JACKIE LAVAREE, DR.	\$ 500	\$ 500
6/30/2018	18FY1009	ARCHITERRA INC	\$ 193,410	\$ 118,254
8/8/2018	19FY0004	AIRLINE TICKETS FOR LESS	\$ 1,000	\$ 429
8/8/2018	19FY0010	SANCHEZ, VICTOR J	\$ 1,000	\$ 890
8/8/2018	19FY0011	SANCHEZ, VICTOR J	\$ 1,000	\$ 702
8/8/2018	19FY0015	GREEN OLIVE	\$ 800	\$ 669
8/8/2018	19FY0016	FAMFOUR2K	\$ 800	\$ 463
8/8/2018	19FY0018	AMERICAN EXPRESS TRAVEL RELATE	\$ 3,000	\$ 1,930
8/8/2018	19FY0021	PNC BANK N.A	\$ 478,005	\$ 92,486
8/8/2018	19FY0022	QUILL CORPORATION	\$ 700	\$ 577
8/8/2018	19FY0023	FEDERAL EXPRESS CORP	\$ 450	\$ 249
8/8/2018	19FY0036	MID-CITY TRUE VALUE HARDWARE	\$ 1,000	\$ 935
8/8/2018	19FY0038	WESTSIDE BUILDING MATERIAL COR	\$ 1,000	\$ 201
8/8/2018	19FY0039	L & B PIPE/SUPPLY CO	\$ 1,000	\$ 122
8/8/2018	19FY0041	OFFICE DEPOT	\$ 1,000	\$ 587
8/8/2018	19FY0043	FEDERAL EXPRESS CORP	\$ 250	\$ 145
8/13/2018	19FY0057	SANELLO, ASHLEY	\$ 34,000	\$ 2,837
8/13/2018	19FY0061	COMPTON UNIFIED SCH DIST	\$ 5,930	\$ 519
8/13/2018	19FY0065	INFOSEND INC	\$ 145,000	\$ 5,416
8/13/2018	19FY0066	GENERAL PUMP COMPANY INC	\$ 77,000	\$ 40,628
5/29/2019	19FY0068	MOBILE MINI INC	\$ 5,000	\$ 718
8/21/2018	19FY0073	RELX INC DBA LEXISNEXIS	\$ 9,180	\$ 765
8/21/2018	19FY0074	OFFICE DEPOT	\$ 300	\$ 125
8/21/2018	19FY0078	CINTAS CORPORATION #053	\$ 800	\$ 800
8/21/2018	19FY0079	NESTLE WATERS NORTH AMERICA	\$ 1,000	\$ 1,000
8/21/2018	19FY0080	SMART & FINAL	\$ 750	\$ 282
8/21/2018	19FY0086	RON'S MAINTENANCE CORP	\$ 213,840	\$ 1,856

Purchase Orders FY 2018-2019
Open Purchase Orders For The Period Ended June 30, 2019

Date	Purchase Order Number	Vendor	Encumbrance	Remaining Balance
8/21/2018	19FY0087	TRIMMING LAND CO., INC	\$ 150,000	\$ 17,122
8/21/2018	19FY0094	HARDING, ELIZABETH	\$ 3,600	\$ 471
8/21/2018	19FY0095	MONROE, GAYNELL	\$ 3,600	\$ 870
8/21/2018	19FY0096	MARGARITA G CARRILLO	\$ 3,600	\$ 508
8/21/2018	19FY0098	SCP DISTRIBUTORS LLC	\$ 1,458	\$ 188
8/21/2018	19FY0104	GREAT WESTERN BEE EMER RES SVC	\$ 850	\$ 850
8/21/2018	19FY0105	ACCELA INC	\$ 47,875	\$ 8,020
8/21/2018	19FY0106	WESTERLY METER SERVICE CO	\$ 12,000	\$ 12,000
8/21/2018	19FY0107	ARMOCAST PRODUCTS CO	\$ 32,599	\$ 23,717
8/21/2018	19FY0108	FERGUSON ENTERPRISES INC	\$ 125,164	\$ 77,948
8/21/2018	19FY0110	L A COUNTY SHERIFF	\$ 22,762,772	\$ 36,476
8/21/2018	19FY0112	CONTINUE CPR INC	\$ 300	\$ 300
8/21/2018	19FY0113	ERLENMEYER, ANNA MARIE	\$ 2,500	\$ 1,350
8/23/2018	19FY0130	HARDY, CHARLES G	\$ 1,000	\$ 943
8/23/2018	19FY0132	EWING IRRIGATION PRODUCTS	\$ 993	\$ 193
8/23/2018	19FY0133	AQUA FLO SUPPLY	\$ 998	\$ 270
8/27/2018	19FY0134	SMART & FINAL	\$ 1,000	\$ 664
8/27/2018	19FY0135	APPLE SPICE JUNCTION	\$ 1,000	\$ 781
9/5/2018	19FY0147	WALTERS WHOLESALE ELECTRIC CO	\$ 1,000	\$ 219
9/5/2018	19FY0148	LINDSAY LUMBER COMPANY	\$ 1,000	\$ 244
9/5/2018	19FY0150	ARROW INTERNATIONAL	\$ 5,000	\$ 539
9/5/2018	19FY0151	NAPA AUTO PARTS	\$ 1,000	\$ 356
9/5/2018	19FY0165	CONSOLIDATE DISPOSAL SERVICE L	\$ 12,000,000	\$ 743,091
9/5/2018	19FY0168	FEDERAL EXPRESS CORP	\$ 500	\$ 243
9/11/2018	19FY0174	BISHOP CO	\$ 996	\$ 161
9/11/2018	19FY0189	WADE, MARIE	\$ 3,600	\$ 343
9/11/2018	19FY0192	WATERLINE TECHNOLOGIES INC	\$ 70,119	\$ 18,987
9/11/2018	19FY0193	METROPOLITAN WATER DISTRICT OF	\$ 200,000	\$ 172,831
9/17/2018	19FY0202	CEMEX	\$ 5,000	\$ 4,078
9/17/2018	19FY0206	BLUE DIAMOND MATERIALS	\$ 1,879	\$ 126
9/17/2018	19FY0208	LOS ANGELES COUNTY	\$ 515	\$ 515
9/18/2018	19FY0209	NEW WEST LANDSCAPING	\$ 115,700	\$ 31,206
9/18/2018	19FY0212	STEPHAN JONES ELECTRICAL	\$ 1,943	\$ 986
9/18/2018	19FY0216	SERRANO, RUTILIO	\$ 1,000	\$ 762
9/18/2018	19FY0217	LIFE ASSIST	\$ 95,000	\$ 2,530
9/18/2018	19FY0219	TURNOUT MAINTENANCE COMPANY LL	\$ 15,000	\$ 6,688
9/20/2018	19FY0226	L A COUNTY SHERIFF	\$ 166,000	\$ 62,295
9/20/2018	19FY0238	WATER REPLENISHMENT DISTRICT O	\$ 2,500,000	\$ 417,694
9/20/2018	19FY0239	ZENNER PERFORMANCE METERS	\$ 61,550	\$ 22,170
9/20/2018	19FY0240	CORE & MAIN LP	\$ 57,051	\$ 29,804
9/26/2018	19FY0253	PROFESSIONAL BINDING CO	\$ 1,000	\$ 321
9/26/2018	19FY0258	CDWG	\$ 600	\$ 115
10/2/2018	19FY0277	WEST LITE SUPPLY INC	\$ 1,000	\$ 192
10/2/2018	19FY0289	STRAND, CARL LUDVIG	\$ 900	\$ 900

Purchase Orders FY 2018-2019
Open Purchase Orders For The Period Ended June 30, 2019

Date	Purchase Order Number	Vendor	Encumbrance	Remaining Balance
12/11/2018	19FY0291	MARK KADESH	\$ 106,000	\$ 10,000
10/9/2018	19FY0317	FONTENOT TOW SERVICE	\$ 1,000	\$ 765
10/9/2018	19FY0319	VOYAGER FLEET SYSTEM INC	\$ 20,000	\$ 12,223
10/9/2018	19FY0326	SOUTHERN CALIFORNIA MULCH INC	\$ 1,773	\$ 1,169
10/11/2018	19FY0333	STAPLES THE OFFICE SUPERSTORE	\$ 1,000	\$ 648
10/11/2018	19FY0334	STAPLES THE OFFICE SUPERSTORE	\$ 1,000	\$ 129
10/11/2018	19FY0339	STAPLES THE OFFICE SUPERSTORE	\$ 3,000	\$ 202
10/11/2018	19FY0343	VOLUNTEERS OF AMERICA OF LA	\$ 200,000	\$ 139,118
10/11/2018	19FY0345	OFFICE DEPOT	\$ 500	\$ 500
10/11/2018	19FY0347	STAPLES THE OFFICE SUPERSTORE	\$ 1,000	\$ 442
10/11/2018	19FY0348	ROVINCE INTERNATIONAL CORP	\$ 5,000	\$ 1,327
10/16/2018	19FY0357	CARTEL INVESTMENT CORPORATION	\$ 350	\$ 118
10/16/2018	19FY0361	QUILL CORPORATION	\$ 2,000	\$ 2,000
10/16/2018	19FY0363	TAJ TRADING CORPORATION	\$ 1,500	\$ 1,474
10/16/2018	19FY0366	UNIFIRST CORPORATION	\$ 5,000	\$ 263
10/16/2018	19FY0367	BEST BUY CO INC	\$ 5,000	\$ 53
10/16/2018	19FY0368	HOME DEPOT	\$ 500	\$ 500
10/16/2018	19FY0369	BD WHITE TOP SOIL CO INC	\$ 1,250	\$ 29
10/16/2018	19FY0379	POSTMASTER	\$ 250	\$ 250
10/16/2018	19FY0380	W W GRAINGER INC	\$ 1,875	\$ 517
10/16/2018	19FY0383	LOS ANGELES COUNTY TAX COLLECT	\$ 2,500	\$ 429
10/16/2018	19FY0384	YAMADA CO INC	\$ 1,000	\$ 402
10/16/2018	19FY0385	PRAXAIR DISTRIBUTION	\$ 875	\$ 450
10/16/2018	19FY0386	STAPLES THE OFFICE SUPERSTORE	\$ 1,200	\$ 1,200
10/24/2018	19FY0391	APEX BUSINESS MACHINE SUPPLIES	\$ 3,987	\$ 47
10/24/2018	19FY0392	SANCHEZ, VICTOR J	\$ 200	\$ 200
10/24/2018	19FY0397	AJ NURSERY INC	\$ 983	\$ 75
10/25/2018	19FY0403	ALL STAR INTERPRETING SERVICE	\$ 35,000	\$ 14,935
10/25/2018	19FY0405	JIM J FORBES	\$ 3,750	\$ 29
10/25/2018	19FY0408	KELLY PAPER COMPANY	\$ 9,044	\$ 1,396
10/25/2018	19FY0412	AMERICAN EXPRESS TRAVEL RELATE	\$ 2,500	\$ 1,053
10/25/2018	19FY0413	BEST BUY GOV LLC	\$ 1,250	\$ 1,250
10/25/2018	19FY0414	BEST BUY GOV LLC	\$ 1,000	\$ 1,000
10/25/2018	19FY0417	CITY OF INGLEWOOD	\$ 80,000	\$ 2,526
10/25/2018	19FY0418	FEDERAL EXPRESS CORP	\$ 200	\$ 200
10/25/2018	19FY0426	FEDERAL EXPRESS CORP	\$ 500	\$ 500
10/30/2018	19FY0432	EL NIDO FAMILY CTRS	\$ 10,000	\$ 987
10/30/2018	19FY0436	ADVANCE FIRE EXTINGUISHER CO	\$ 1,250	\$ 55
10/30/2018	19FY0439	FEDERAL EXPRESS CORP	\$ 50	\$ 50
10/30/2018	19FY0446	NESTLE WATERS NORTH AMERICA	\$ 375	\$ 203
10/30/2018	19FY0449	FEDERAL EXPRESS CORP	\$ 250	\$ 188
10/30/2018	19FY0455	ST OF CA DEPT OF TRANSPORTATIO	\$ 10,000	\$ 3,623
10/30/2018	19FY0458	STAPLES THE OFFICE SUPERSTORE	\$ 1,500	\$ 372
10/30/2018	19FY0459	TAJ TRADING CORPORATION	\$ 250	\$ 250

Purchase Orders FY 2018-2019
Open Purchase Orders For The Period Ended June 30, 2019

Date	Purchase Order Number	Vendor	Encumbrance	Remaining Balance
10/30/2018	19FY0460	IT CONNECT INC	\$ 375	\$ 375
10/30/2018	19FY0461	AIRLINE TICKETS FOR LESS	\$ 375	\$ 375
10/30/2018	19FY0462	NESTLE WATERS NORTH AMERICA	\$ 300	\$ 39
10/30/2018	19FY0463	KELLY PAPER COMPANY	\$ 300	\$ 300
10/30/2018	19FY0467	ROTH & ASSOCIATES	\$ 30,000	\$ 1,025
11/7/2018	19FY0486	CIVIL SOURCE INC	\$ 518,000	\$ 255,000
11/7/2018	19FY0488	BD WHITE TOP SOIL CO INC	\$ 2,500	\$ 1,585
11/7/2018	19FY0499	UNDERGROUND SERVICE ALERT	\$ 3,500	\$ 1,260
11/13/2018	19FY0508	W W GRAINGER INC	\$ 375	\$ 42
11/13/2018	19FY0521	FONTENOT TOW SERVICE	\$ 1,000	\$ 55
11/14/2018	19FY0525	KELLY PAPER COMPANY	\$ 600	\$ 143
11/14/2018	19FY0527	YALE/CHASE EQUIP. & SRVCS, INC	\$ 3,817	\$ 524
11/19/2018	19FY0535	M V TRANSPORTATION INC	\$ 874,800	\$ 224,524
11/27/2018	19FY0557	URBAN GRAFFITI ENTERPRISES INC	\$ 198,000	\$ 82,500
11/27/2018	19FY0558	LA TRUCK & AUTO INC	\$ 4,993	\$ 120
11/27/2018	19FY0560	BSN SPORTS	\$ 798	\$ 25
11/27/2018	19FY0564	GREENLAND SUPPLY INC	\$ 998	\$ 209
11/28/2018	19FY0565	JMDIAZ INC	\$ 250,000	\$ 50,650
11/29/2018	19FY0569	WALTERS WHOLESALE ELECTRIC CO	\$ 4,000	\$ 925
11/29/2018	19FY0570	TRIMMING LAND CO., INC	\$ 150,000	\$ 3,332
12/4/2018	19FY0578	CALIFORNIA PROFESSIONAL ENGINE	\$ 70,851	\$ 70,851
12/4/2018	19FY0580	PALP INC	\$ 1,614,000	\$ 60,099
12/4/2018	19FY0584	Clinical Lab of San Bernardino	\$ 19,985	\$ 9,692
12/4/2018	19FY0585	HARRINGTON INDUSTRIAL PLASTICS	\$ 3,763	\$ 375
12/4/2018	19FY0588	PALP INC	\$ 161,400	\$ 161,400
12/5/2018	19FY0590	BD WHITE TOP SOIL CO INC	\$ 1,250	\$ 356
12/10/2018	19FY0598	LOGOS TWO	\$ 500	\$ 500
12/10/2018	19FY0602	BERLITZ LANGUAGES INC	\$ 425	\$ 425
12/10/2018	19FY0605	CEMEX	\$ 37,000	\$ 35,160
12/10/2018	19FY0606	BLUE DIAMOND MATERIALS	\$ 70,000	\$ 5,434
12/11/2018	19FY0610	HAAKER EQUIPMENT CO	\$ 5,000	\$ 418
12/12/2018	19FY0617	FEDERAL EXPRESS CORP	\$ 300	\$ 218
12/13/2018	19FY0627	ORIENTAL TRADING CO INC	\$ 237	\$ 237
12/17/2018	19FY0630	SERVICE FIRST CONTRACTORS NETW	\$ 18,000	\$ 8,614
12/17/2018	19FY0632	M SOURCE	\$ 908	\$ 908
12/18/2018	19FY0636	M & M AUTO PARTS	\$ 4,949	\$ 31
12/19/2018	19FY0639	FEDERAL EXPRESS CORP	\$ 2,250	\$ 1,220
12/31/2018	19FY0679	GALLS	\$ 3,175	\$ 460
12/31/2018	19FY0680	ALL CITY MANAGEMENT INC	\$ 367,279	\$ 677
12/31/2018	19FY0685	STAPLES THE OFFICE SUPERSTORE	\$ 1,250	\$ 612
12/31/2018	19FY0686	OFFICE DEPOT	\$ 2,500	\$ 2,500
12/31/2018	19FY0687	W W GRAINGER INC	\$ 1,875	\$ 1,875
12/31/2018	19FY0688	SPARKLETTS WATER	\$ 375	\$ 60
12/31/2018	19FY0689	JOHNSON,JACKIE LAVAREE, DR.	\$ 4,500	\$ 1,782

Purchase Orders FY 2018-2019
Open Purchase Orders For The Period Ended June 30, 2019

Date	Purchase Order Number	Vendor	Encumbrance	Remaining Balance
12/31/2018	19FY0690	LOS ANGELES COUNTY TAX COLLECT	\$ 1,250	\$ 1,250
1/3/2019	19FY0695	CINTAS CORPORATION #053	\$ 7,500	\$ 3,990
1/9/2019	19FY0704	INDEPENDENT CITIES ASSOCIATION	\$ 500	\$ 500
1/9/2019	19FY0707	ITCONNECT INC	\$ 2,684	\$ 37
1/9/2019	19FY0713	PARKHOUSE TIRE SERVICE INC	\$ 20,000	\$ 8,719
1/9/2019	19FY0716	CIVIL SOURCE INC	\$ 171,995	\$ 68,423
1/9/2019	19FY0717	STAPLES THE OFFICE SUPERSTORE	\$ 675	\$ 123
1/9/2019	19FY0718	FIESTA COOPERATIVE INC	\$ 13,984	\$ 3,161
1/9/2019	19FY0719	YAMADA CO INC	\$ 1,000	\$ 1,000
1/9/2019	19FY0720	PRAXAIR DISTRIBUTION	\$ 875	\$ 875
1/9/2019	19FY0721	CIVILTEC ENGINEERING	\$ 26,370	\$ 21,735
1/15/2019	19FY0728	STAPLES THE OFFICE SUPERSTORE	\$ 1,000	\$ 310
1/15/2019	19FY0731	ALLIED REFRIGERATION	\$ 3,000	\$ 36
1/15/2019	19FY0736	STAPLES THE OFFICE SUPERSTORE	\$ 1,000	\$ 18
1/16/2019	19FY0758	COMPRESSED AIR SPECIALTIES INC	\$ 1,728	\$ 205
1/16/2019	19FY0761	CURTIS AND SON, L N	\$ 8,109	\$ 8,109
1/16/2019	19FY0762	TELECHECK SERVICES	\$ 10,000	\$ 6,599
1/16/2019	19FY0763	BIG BELLY SOLAR INC	\$ 59,566	\$ 762
1/22/2019	19FY0776	DAVEY CAR WASH & DETAILING	\$ 1,500	\$ 654
1/24/2019	19FY0796	UNITED SITE SERVICES OF CA INC	\$ 1,250	\$ 33
1/24/2019	19FY0803	CURTIS AND SON, L N	\$ 47,754	\$ 812
1/29/2019	19FY0811	TAJ TRADING CORPORATION	\$ 1,250	\$ 761
1/29/2019	19FY0812	ADVANCE FIRE EXTINGUISHER CO	\$ 1,250	\$ 1,250
1/29/2019	19FY0813	BUCKEYE INTERNATIONAL INC	\$ 4,500	\$ 1,633
1/29/2019	19FY0816	W W GRAINGER INC	\$ 4,250	\$ 20
1/30/2019	19FY0833	AUX OFFICE INC	\$ 4,850	\$ 3,051
1/31/2019	19FY0835	PRIVITERA-JOHNSON, SUSAN	\$ 30,000	\$ 18,990
2/4/2019	19FY0843	J.A. Salazar Construction & Su	\$ 66,203	\$ 10,879
2/6/2019	19FY0852	FRYS ELECTRONICS	\$ 600	\$ 245
2/6/2019	19FY0857	KOA CORPORATION	\$ 93,809	\$ 52,186
2/6/2019	19FY0859	JMDIAZ INC	\$ 242,260	\$ 242,260
2/6/2019	19FY0860	BEST RENOVATION SERVICE	\$ 40,000	\$ 34,140
2/6/2019	19FY0863	SEPULVEDA BLDG MATERIALS	\$ 967	\$ 20
2/7/2019	19FY0865	DOUGLAS INDUSTRIAL MEDICAL CLI	\$ 14,000	\$ 4,085
2/11/2019	19FY0866	SO CA REGIONAL RAIL AUTHORITY	\$ 63,929	\$ 32,072
2/12/2019	19FY0870	GIRGIS, MIKE	\$ 999	\$ 376
2/12/2019	19FY0872	GOODIES LLC	\$ 999	\$ 63
2/12/2019	19FY0875	SANCHEZ, VICTOR J	\$ 500	\$ 341
2/12/2019	19FY0877	CITY OF DOWNEY FINANCE DIVISIO	\$ 850,000	\$ 86,629
2/12/2019	19FY0878	PRAXAIR DISTRIBUTION	\$ 6,500	\$ 2,205
2/12/2019	19FY0882	CERAMICS & CRAFTS WAREHOUSE	\$ 799	\$ 554
2/13/2019	19FY0888	KEYER MARSTON ASSOC INC	\$ 35,000	\$ 24,074
2/13/2019	19FY0891	DAVEY CAR WASH & DETAILING	\$ 5,000	\$ 5,000
2/13/2019	19FY0892	LA TRUCK & AUTO INC	\$ 10,000	\$ 954

Purchase Orders FY 2018-2019
Open Purchase Orders For The Period Ended June 30, 2019

Date	Purchase Order Number	Vendor	Encumbrance	Remaining Balance
2/13/2019	19FY0893	BLUE DIAMOND MATERIALS	\$ 75,000	\$ 75,000
2/13/2019	19FY0894	CALMAT CO	\$ 25,000	\$ 25,000
2/13/2019	19FY0895	CEMEX	\$ 25,000	\$ 25,000
2/19/2019	19FY0907	A A EQUIPMENT	\$ 15,000	\$ 15,000
2/19/2019	19FY0908	M & M AUTO PARTS	\$ 10,000	\$ 4,151
2/19/2019	19FY0909	ARIZONA MACHINERY DBA STOTZ EQ	\$ 22,000	\$ 15,853
2/19/2019	19FY0910	B & M BODY SHOP	\$ 20,000	\$ 5,980
2/19/2019	19FY0911	B & M LAWN AND GARDEN INC	\$ 7,000	\$ 3,328
2/19/2019	19FY0912	CHUNGS ARCO	\$ 4,000	\$ 4,000
2/19/2019	19FY0913	ELLIOTT AUTO SUPPLY CO INC	\$ 10,000	\$ 654
2/19/2019	19FY0914	HARBOR CHEVROLET CORP	\$ 10,000	\$ 9,467
2/19/2019	19FY0915	LONG BEACH LINCOLN MERCURY INC	\$ 10,000	\$ 1,247
2/19/2019	19FY0916	RAYS AUTO	\$ 5,000	\$ 624
2/19/2019	19FY0917	WILLIAMS SCOTSMAN INC	\$ 25,000	\$ 1,041
2/25/2019	19FY0927	WEST COAST OFFICE SYSTEMS INC	\$ 43,238	\$ 2,954
2/25/2019	19FY0928	ENVIRONMENTAL DETECTIVES	\$ 1,000	\$ 50
2/25/2019	19FY0929	STATE WATER RESOURCES CONTROL	\$ 50,000	\$ 9,280
2/25/2019	19FY0932	AQUA FLO SUPPLY	\$ 1,993	\$ 815
2/25/2019	19FY0937	BLAKE, SEAN	\$ 3,085	\$ 1,305
2/26/2019	19FY0946	GOVERNMENT REVENUE SOLUTIONS	\$ 70,000	\$ 456
2/26/2019	19FY0947	SOUTH COAST AIR QUALITY MGMT D	\$ 355	\$ 355
2/26/2019	19FY0948	TERMINIX INTERNATIONAL	\$ 1,000	\$ 36
2/26/2019	19FY0951	HAAKER EQUIPMENT CO	\$ 15,000	\$ 8,505
2/26/2019	19FY0952	BC RENTALS INC	\$ 5,000	\$ 5,000
2/26/2019	19FY0954	TRAFFIC MANAGEMENT INC	\$ 6,500	\$ 6,500
2/26/2019	19FY0955	ZUMAR INDUSTRIES	\$ 20,000	\$ 2,614
2/26/2019	19FY0959	WORTHINGTON FORD	\$ 10,000	\$ 2,766
3/4/2019	19FY0971	CITIBANK N.A.	\$ 3,750	\$ 166
3/4/2019	19FY0972	DUNN-EDWARDS CORPORATION	\$ 1,000	\$ 384
3/4/2019	19FY0973	UNIFIRST CORPORATION	\$ 4,417	\$ (296)
3/11/2019	19FY0985	GREEN OLIVE	\$ 1,500	\$ 1,500
3/11/2019	19FY0987	JMDIAZ INC	\$ 26,057	\$ 201
3/11/2019	19FY0989	CIVIL SOURCE INC	\$ 98,900	\$ 98,900
3/11/2019	19FY0990	SOUTHERN CALIFORNIA PRECISION	\$ 282,180	\$ 282,180
3/11/2019	19FY0994	SPRINGBROOK NATIONAL USER GROU	\$ 1,600	\$ 300
3/13/2019	19FY1000	OFFICE DEPOT	\$ 675	\$ 310
3/13/2019	19FY1006	STAPLES THE OFFICE SUPERSTORE	\$ 2,000	\$ 242
3/13/2019	19FY1007	AIR EXCHANGE INC	\$ 7,107	\$ 6,573
3/13/2019	19FY1009	CIVIL SOURCE INC	\$ 99,000	\$ 99,000
3/13/2019	19FY1010	PALP INC	\$ 121,735	\$ 121,735
3/13/2019	19FY1011	PALP INC	\$ 12,173	\$ 12,173
3/13/2019	19FY1013	YAMADA CO INC	\$ 10,000	\$ 551
3/18/2019	19FY1021	OFFICE DEPOT	\$ 2,525	\$ 492
3/18/2019	19FY1024	FRYS ELECTRONICS	\$ 3,106	\$ 153

Purchase Orders FY 2018-2019
Open Purchase Orders For The Period Ended June 30, 2019

Date	Purchase Order Number	Vendor	Encumbrance	Remaining Balance
3/18/2019	19FY1031	ALTEC INDUSTRIES INC	\$ 5,000	\$ 989
3/18/2019	19FY1032	TURF STAR INC	\$ 5,000	\$ 4,874
3/18/2019	19FY1033	CITY OF LONG BEACH	\$ 1,000	\$ 327
3/18/2019	19FY1037	INTERNATIONAL CODE COUNCIL INC	\$ 2,393	\$ 2,393
3/18/2019	19FY1041	SPARKLETTS WATER	\$ 700	\$ 202
3/21/2019	19FY1044	PRUDENTIAL OVERALL SUPPLY	\$ 900	\$ 135
3/21/2019	19FY1048	AMTECH ELEVATOR SERVICES	\$ 995	\$ 420
3/21/2019	19FY1051	BISHOP CO	\$ 15,000	\$ 1,931
3/21/2019	19FY1052	STAPLES THE OFFICE SUPERSTORE	\$ 1,500	\$ 1,118
3/26/2019	19FY1068	EVAN BROOKS ASSOCIATES INC	\$ 100,000	\$ 46,490
3/26/2019	19FY1069	JEWEL CHEMICAL & SUPPLY	\$ 15,000	\$ 906
3/26/2019	19FY1070	LINDSAY LUMBER COMPANY	\$ 15,000	\$ 647
3/26/2019	19FY1071	ACRYLATEX COATINGS & RECYCLING	\$ 12,000	\$ 9,551
3/26/2019	19FY1072	DUNN-EDWARDS CORPORATION	\$ 13,000	\$ 11,793
3/26/2019	19FY1073	OCEAN BLUE ENVIRONMENTAL SRVS	\$ 32,000	\$ 563
3/26/2019	19FY1074	BISHOP CO	\$ 12,500	\$ 377
3/26/2019	19FY1075	SIEMENS MOBILITY INC	\$ 175,000	\$ 126,959
3/26/2019	19FY1077	NESTLE WATERS NORTH AMERICA	\$ 354	\$ 152
3/26/2019	19FY1080	HORIZON MECHANICAL CONTRACTORS	\$ 5,000	\$ 500
3/26/2019	19FY1082	BSN SPORTS	\$ 3,500	\$ 147
3/26/2019	19FY1083	WATERLINE TECHNOLOGIES INC	\$ 10,000	\$ 2,423
3/26/2019	19FY1084	GREENLAND SUPPLY INC	\$ 5,000	\$ 118
3/26/2019	19FY1086	BISHOP CO	\$ 4,000	\$ 130
3/27/2019	19FY1089	FORGE, WILLIE	\$ 4,000	\$ 3,500
4/3/2019	19FY1092	FEDERAL EXPRESS CORP	\$ 500	\$ 167
4/3/2019	19FY1102	AMERICAN EXPRESS TRAVEL RELATE	\$ 7,000	\$ 4,617
4/3/2019	19FY1103	YALE/CHASE EQUIP. & SRVCS, INC	\$ 5,000	\$ 5,000
4/4/2019	19FY1104	AMERICAN EXPRESS TRAVEL RELATE	\$ 4,500	\$ 2,980
4/4/2019	19FY1104	AMERICAN EXPRESS TRAVEL RELATE	\$ 4,700	\$ 3,450
4/4/2019	19FY1105	AMERICAN EXPRESS TRAVEL RELATE	\$ 7,000	\$ 5,778
4/4/2019	19FY1106	AMERICAN EXPRESS TRAVEL RELATE	\$ 19,500	\$ 15,057
4/8/2019	19FY1112	STAPLES THE OFFICE SUPERSTORE	\$ 4,400	\$ 2,401
4/8/2019	19FY1113	PUERTA DE HIERRO	\$ 650	\$ 650
4/8/2019	19FY1114	ADAIR, BRANDY	\$ 34,000	\$ 5,076
4/8/2019	19FY1120	STAPLES THE OFFICE SUPERSTORE	\$ 2,000	\$ 149
4/8/2019	19FY1139	ADVANCE FIRE EXTINGUISHER CO	\$ 1,250	\$ 1,250
4/8/2019	19FY1148	COMMERCIAL PEST SERVICES	\$ 650	\$ 650
4/8/2019	19FY1149	BAY ALARM CO	\$ 720	\$ 720
4/8/2019	19FY1153	ONLINE SOLUTIONS LLC	\$ 5,400	\$ 5,400
4/8/2019	19FY1160	PRIVITERA-JOHNSON, SUSAN	\$ 5,000	\$ 5,000
4/8/2019	19FY1161	CODE CONSULTING GROUP LLC	\$ 2,916	\$ 2,916
4/8/2019	19FY1166	ADVANCE FIRE EXTINGUISHER CO	\$ 1,200	\$ 1,200
4/8/2019	19FY1168	SMART & FINAL	\$ 2,000	\$ 952
4/8/2019	19FY1169	CITIBANK N.A.	\$ 3,750	\$ 3,096

Purchase Orders FY 2018-2019
Open Purchase Orders For The Period Ended June 30, 2019

Date	Purchase Order Number	Vendor	Encumbrance	Remaining Balance
4/8/2019	19FY1173	MAJESTIC AUTO GLASS	\$ 3,000	\$ 2,522
4/8/2019	19FY1174	SONSRAY MACHINERY LLC	\$ 10,000	\$ 6,126
4/8/2019	19FY1175	SWIFT OIL & VACUUM INC	\$ 2,627	\$ 250
4/8/2019	19FY1176	STAPLES THE OFFICE SUPERSTORE	\$ 1,476	\$ 534
4/8/2019	19FY1177	RUSH TRUCK CENTERS OF CALIFORN	\$ 30,000	\$ 6,851
4/8/2019	19FY1179	JAIME L CERVANTES	\$ 7,000	\$ 2,348
4/8/2019	19FY1181	PACIFIC PRODUCTS AND SERVICES	\$ 10,000	\$ 69
4/8/2019	19FY1182	S&C HANDHOLE COVERS	\$ 7,000	\$ 7,000
4/8/2019	19FY1183	UNIFIRST CORPORATION	\$ 1,600	\$ 22
4/8/2019	19FY1185	STAPLES THE OFFICE SUPERSTORE	\$ 800	\$ 108
4/8/2019	19FY1190	VULCAN MATERIALS CO	\$ 4,519	\$ 3,536
4/8/2019	19FY1192	CIVILTEC ENGINEERING	\$ 50,000	\$ 50,000
4/8/2019	19FY1194	AMERICAN EXPRESS TRAVEL RELATE	\$ 7,302	\$ 5,843
4/22/2019	19FY1209	KHAN, ARSLAN A	\$ 4,399	\$ 24
4/22/2019	19FY1210	ALAMEDA TIRE & AUTO REPAIR INC	\$ 15,000	\$ 15,000
4/22/2019	19FY1211	ENNIS PAINT INC	\$ 10,000	\$ 10,000
4/22/2019	19FY1214	DAVEY CAR WASH & DETAILING	\$ 10,130	\$ 10,130
4/22/2019	19FY1216	ROADLINE PRODUCTS INC USA	\$ 5,000	\$ 61
4/22/2019	19FY1217	ISLAS TIRES INC	\$ 4,500	\$ 4,044
4/22/2019	19FY1218	DISPENSING TECHNOLOGY	\$ 4,900	\$ 4,900
4/22/2019	19FY1219	OFFICE DEPOT	\$ 800	\$ 469
4/29/2019	19FY1241	STATEWIDE TRAFFIC SFTY & SIGNS	\$ 10,000	\$ 879
4/24/2019	19FY1242	LOS ANGELES COUNTY DEPARTMENT	\$ 1,300	\$ 1,300
4/25/2019	19FY1244	ONLINE SOLUTIONS LLC	\$ 2,700	\$ 2,700
4/25/2019	19FY1249	EISEL ENTERPRISES	\$ 7,000	\$ 7,000
4/25/2019	19FY1250	NATIONAL PLANT SERVICES INC	\$ 200,000	\$ 194,538
4/29/2019	19FY1258	NESTLE WATERS NORTH AMERICA	\$ 550	\$ 135
4/29/2019	19FY1262	Z A P MANUFACTURING INC	\$ 3,500	\$ 3,192
4/29/2019	19FY1266	LOS ANGELES COUNTY ANIMAL CONT	\$ 200,000	\$ 29,712
4/30/2019	19FY1270	CITY CLERK'S ASSOC OF CALIFORN	\$ 1,550	\$ 1,550
4/30/2019	19FY1272	DRISCOLL ELECTRIC INC	\$ 23,440	\$ 6,870
4/30/2019	19FY1274	SHI INT'L CORP.	\$ 2,779	\$ 137
4/30/2019	19FY1275	R E SCHULTZ CONSTRUCTION INC	\$ 271,678	\$ 74,094
5/7/2019	19FY1276	SANCHEZ, VICTOR J	\$ 500	\$ 246
5/7/2019	19FY1282	TOTAL CORPORATE SOLUTIONS	\$ 46,440	\$ 30,528
5/7/2019	19FY1283	FEDERAL EXPRESS CORP	\$ 500	\$ 500
5/7/2019	19FY1284	STEVEN ENTERPRISES INC	\$ 1,500	\$ 303
5/7/2019	19FY1288	QUALITY RENTALS INC	\$ 613	\$ 613
5/7/2019	19FY1291	PCMG INC	\$ 492	\$ 492
5/9/2019	19FY1301	ELITE ELEVATOR SERVICE	\$ 62,524	\$ 34,104
5/9/2019	19FY1303	CITY OF PARAMOUNT	\$ 46,995	\$ 46,995
5/9/2019	19FY1306	CIVIC CONSTRUCTION ASSOCIATES	\$ 464,200	\$ 233,920
5/15/2019	19FY1309	ZOLL MEDICAL GROUP	\$ 5,000	\$ 3,519
5/20/2019	19FY1316	LOS ANGELES CO PUBLIC WORKS	\$ 5,000	\$ 2,735

Purchase Orders FY 2018-2019
Open Purchase Orders For The Period Ended June 30, 2019

Date	Purchase Order Number	Vendor	Encumbrance	Remaining Balance
5/22/2019	19FY1323	SYNCHRONY BANK	\$ 3,000	\$ 514
5/22/2019	19FY1333	CYBERSOURCE CORPORATION	\$ 8,000	\$ 5,525
5/22/2019	19FY1334	HACH COMPANY	\$ 186	\$ 186
5/29/2019	19FY1348	BERLITZ LANGUAGES INC	\$ 680	\$ 680
5/29/2019	19FY1349	CITIBANK N.A.	\$ 4,477	\$ 75
5/29/2019	19FY1358	WILLDAN ASSOCIATES	\$ 40,000	\$ 4,759
5/29/2019	19FY1360	W W GRAINGER INC	\$ 4,250	\$ 3,586
5/30/2019	19FY1366	ESQUIEL BONILLA	\$ 59,680	\$ 46,180
6/6/2019	19FY1384	GROWTH MINDSET COMMUNICATIONS	\$ 105,000	\$ 15,645
6/10/2019	19FY1396	SPARKLETTS WATER	\$ 500	\$ 109
6/12/2019	19FY1402	JUDGE NETTING INC	\$ 28,700	\$ 8,610
6/12/2019	19FY1408	LOS ANGELES COUNTY	\$ 358,228	\$ 1,742
6/12/2019	19FY1413	CSG CONSULTANTS INC	\$ 41,324	\$ 2,363
6/13/2019	19FY1431	CLEANSTREET	\$ 170,000	\$ 146,597
6/19/2019	19FY1445	OFFICE DEPOT	\$ 1,000	\$ 500
6/19/2019	19FY1448	PRAXAIR DISTRIBUTION	\$ 500	\$ 292
6/19/2019	19FY1452	NESTLE WATERS NORTH AMERICA	\$ 192	\$ 58
6/19/2019	19FY1453	WEST COAST OFFICE SYSTEMS INC	\$ 21,075	\$ 10,537
6/19/2019	19FY1462	UNIFIRST CORPORATION	\$ 4,500	\$ 1,470
6/20/2019	19FY1464	SWIFT OIL & VACUUM INC	\$ 19,500	\$ 6,565
6/20/2019	19FY1465	ROADLINE PRODUCTS INC USA	\$ 20,000	\$ 8,231
6/26/2019	19FY1469	HINDERLITER DE LLAMAS & ASSOCI	\$ 24,000	\$ 1,650
6/26/2019	19FY1495	JANKOVICH COMPANY, THE	\$ 472	\$ 418
6/26/2019	19FY1497	OCEAN BLUE ENVIRONMENTAL SRVS	\$ 72,000	\$ 37,561
6/27/2019	19FY1515	EADIE AND PAYNE LLP	\$ 478,000	\$ 292,595
6/27/2019	19FY1526	PCMG INC	\$ 6,387	\$ 5,849
6/27/2019	19FY1547	PRIORITY HEATING & AIR CONDITI	\$ 139,586	\$ 69,793
6/28/2019	19FY1559	RICHARDS WATSON & GERSHON	\$ 120,000	\$ 19,809
6/28/2019	19FY1560	RICHARDS WATSON & GERSHON	\$ 10,000	\$ 9,300
6/28/2019	19FY1561	RICHARDS WATSON & GERSHON	\$ 15,000	\$ 2,000
6/28/2019	19FY1562	ALBRIGHT YEE & SCHMIT APC	\$ 9,000	\$ 8,582
6/28/2019	19FY1565	SOUTH COAST EMERGENCY VEHICLE	\$ 30,000	\$ 29,125
6/28/2019	19FY1572	SHELTON JR, ELIJAH	\$ 710	\$ 355
6/19/2019	19FY1581	DUNN-EDWARDS CORPORATION	\$ 2,000	\$ 1,394
GRAND TOTAL			\$ 53,109,618	\$ 7,200,476