



City of Compton

Accessible Parking for Disabled Persons (Blue Curb) Policy and Procedures

Update Adopted by the City Council on July 26, 2022

City of Compton

Accessible Parking for Disabled Persons (Blue Curb) Policy and Procedures

INTRODUCTION

The purpose of an accessible parking zone for disabled persons is to provide designated parking at major points of assembly for the exclusive use of physically disabled persons whose vehicles display a valid license plate or placard as authorized by the California Vehicle Code. In certain circumstances, an on-street accessible parking zone may also be provided adjacent to or near an individual residence or business.

Accessible parking is regulated by the Access Board, an independent federal agency that is responsible for developing accessibility guidelines. Accessibility related to public roadways is also regulated by the US Department of Transportation, the California Vehicle Code, and the California Manual on Uniform Traffic Control Devices (CA MUTCD). The City's policy is in compliance with the applicable regulations of these agencies.

The City of Compton Municipal Code, Section 12-3.14, Subsections B & C authorize the Traffic Authority¹ to determine the location of disabled parking at on-street locations and within publicly owned, leased or controlled parking facilities.

POLICY

This policy provides a procedure by which a Compton resident, business, or property owner (applicant) can apply for an on-street accessible parking space for disabled persons (blue zone) within the City of Compton.

On-street accessible parking spaces will only be considered when off-street parking is not available for an applicant or parking demands in the area prohibit the applicant from having the use of existing on-street parking near a residence, business or major point of assembly.

It should be noted that on-street accessible parking spaces are NOT:

- A reserved parking space for the applicant
- Intended as a private parking space for the applicant
- For temporary or short-term need

¹The Traffic Authority is the City of Compton's Street Superintendent or authorized representative. (For on-street accessible parking, the City Engineer has been designated as the authorized representative.)

In establishing accessible on-street parking facilities for the disabled, a reasonable determination shall be made that the facility will serve more than one disabled person and that the need is of an on-going nature (accessible parking spaces will not be installed on the basis of a temporary disabled persons placard). The intent is to prevent the proliferation of special parking stalls that may be installed for a short-term purpose, but are seldom used. Unjustified installation of such parking stalls unnecessarily reduces available on-street parking for the general public, increases the City's maintenance and operation costs, and detracts from the overall effectiveness of the disabled persons parking program.

Accessible parking spaces will not be installed at locations with a no parking or no stopping any time prohibition. The accessible parking zones are in force twenty-four hours a day, seven days a week, unless otherwise posted. All must comply with ADA requirements. The total number of accessible on-street parking spaces will be limited to no more than 1% of the total number of on-street parking spaces available in the area and shall be distributed uniformly within the area.

Accessible parking spaces shall be provided within all publicly owned, leased or controlled off-street parking facilities as specified below. On-street accessible parking spaces will not be provided to residences with garages, driveways and/or carports. On-street accessible parking spaces will not be provided to businesses or facilities that do not provide the required off-street accessible parking. The total number of accessible off-street parking spaces to be provided within an off-street parking facility shall be measured on the basis of demonstrated need or as determined by the requirements of the Office of the State Architect, whichever is greater, and approved by the City's Building Official.

Processing Fee

When a request for an on-street accessible parking space is approved, a one-time processing fee, in the amount shown on the application form, will be collected to cover field investigation, installation, maintenance and removal costs. The cost of installing accessible parking will be assumed by the City for all on-street spaces serving City-owned facilities and for City-owned off-street parking facilities. The cost of installing accessible parking either on-street or off-street, at all other facilities, will be assumed by the resident or proprietor of the facility.

ELIGIBILITY CRITERIA

Evaluation by Land Use

There are three types of land uses that will be considered for accessible on-street parking, as follows:

- Major Point of Assembly
- Residential
- Business

The definition of each land use, along with the criteria that must be met, is provided below.

Major Point of Assembly Eligibility Criteria:

1. The City, may, upon request and recommendation by the City Engineer, provide a minimum of one on-street parking space for disabled persons at the following facilities:
 - a. Government buildings serving the public, such as administration building, public employment offices, post offices, public library, police stations, etc.
 - b. Hospitals and convalescent homes
 - c. Medical facilities and doctor's offices, staffed by a minimum of five practitioners. Zone shall be located to serve the maximum number of facilities on one block.
 - d. Community service facilities, such as senior citizen service centers, etc.
 - e. Accredited vocational training and educational facilities where no off-street parking is provided for disabled persons.
 - f. Employment offices or major enterprises employing more than two hundred persons.
 - g. Public recreational facilities, including municipal swimming pools, recreation halls, etc.
 - h. Public theaters, museums, auditoriums, meeting halls, arenas and stadiums
 - i. Other places of assembly, such as, schools and churches
 - j. All non-residential land uses with an aggregate of more than 50,000 square feet of usable floor space. Zones shall be located to serve the maximum number of facilities on one block.
2. Before an on-street parking space is considered, the applicant must demonstrate that the property currently meets City requirements regarding the number of on-site accessible parking spaces and why the requested parking space cannot be installed on-site.
3. The decision to install an on-street parking space will also be based on the sidewalk conditions adjacent to the building and the obstruction-free navigation of a disabled person from a vehicle parked in the accessible space to the sidewalk, as determined by the Public Works Department.

Residential Eligibility Criteria:

It is not the intention of the City to provide reserved parking in the public right-of-way, especially in residential areas. However, exceptions may be made in special cases provided all of the following conditions exist:

1. Applicant (or guardian) must be in possession of a valid license plate or placard for "disabled persons" or "disabled veterans."

2. The proposed accessible parking space must be in front of the applicant (or guardian's) place of residence.
3. The applicant (or guardian) must provide at least one form of proof of residency at the subject address (i.e. current utility bill, State or Federal issued picture identification, or rental agreement). In addition, the applicant must be prepared to show proof of identity with a State-issued picture identification.
4. Residences with garages, carports and/or driveways are not eligible for an on-street accessible parking space.
5. On the application, the applicant (or guardian) must state why an on-street accessible parking space is being requested.
6. For residences not owned by the applicant (or guardian) the landlord/property owner must sign the application to confirm and agree to the accessible parking space being placed in front of the residence.
7. The decision to install an on-street parking space will also be based on the sidewalk conditions adjacent to the residence and the obstacle-free navigation of a disabled person from a vehicle parked in the accessible space to the sidewalk, as determined by the Public Works Department.
8. To ensure continued eligibility, the applicant must submit to the City a copy of the disabled persons license or placard renewal provided by the state every two years.

Business Eligibility Criteria:

It is not the intention of the City to provide reserved parking in the public right-of-way, especially in business areas. However, exceptions may be made in special cases provided all of the following conditions exist:

1. All non-residential land uses with usable floor space of 50,000 square feet or less and that are not noted as a major point of assembly will be defined as commercial and/or office buildings. This category also includes assisted living facilities and senior apartments. The applicant must provide proof of business ownership at or property ownership of the subject address.
2. For businesses located in a building or on property not owned by the applicant the landlord/property owner must sign the application to confirm and agree to the accessible parking space being placed in front of the business.
3. Before an on-street parking space is considered, the applicant must demonstrate that the property currently meets City and State requirements regarding the number of on-site accessible parking spaces and state why the requested parking space cannot be installed on-site.
4. The decision to install an on-street parking space will also be based on the sidewalk conditions adjacent to the business and the obstacle-free navigation of a

disabled person from a vehicle parked in the accessible space to the sidewalk, as determined by the Public Works Department.

Evaluation of Location:

City staff will also consider the following when evaluating an application for accessible on-street parking. To qualify for an accessible on-street parking space, the proposed location must meet all of the following requirements:

1. The requested on-street space is immediately adjacent to an ADA compliant ramp or a compliant driveway approach with a clear path of travel.
2. The requested on-street parking space is located so that the disabled person is not required to wheel or walk behind or in front of a parked vehicle other than their own. The curb lane or street is wide enough that the disabled person is not required to wheel or walk in traffic.
3. There are no obstructions on the sidewalk adjacent to and for the full length of the parking space.

Note: If the requested on-street space is not located in close proximity to an ADA compliant curb ramp or driveway approach for access to the sidewalk or walkway, the accessible space may need to be provided in a different location such as at the nearest corner with an accessible curb ramp. If there is not an accessible curb ramp at the nearest corner, a compliant curb ramp may need to be installed prior to providing the accessible parking space.

The City of Compton is not required to make any structural changes to existing on-street parking if accessible on-street parking is already nearby. The City of Compton prefers that accessible parking be located off-street whenever feasible.

PROCEDURE FOR THE INSTALLATION OF ACCESSIBLE ON-STREET PARKING ZONES

All requests for accessible on-street parking shall be submitted to the City of Compton for consideration, using the City’s Application for: On-Street Accessible Parking for Disabled Persons form (attached). Supporting documentation must be submitted with the written request.

The request will be reviewed by City staff for approval. In evaluating the request, City staff will consider whether the applicant has demonstrated a need for the parking space that outweighs the preservation of such space for public use.

The City will notify the applicant whether or not the request has been approved.

- If approved:

- A one-time processing fee, in the amount noted on the application, will be collected.
- The City will install the accessible parking space.
- To ensure continued eligibility, the applicant shall submit to the City a copy of the Disabled License or Placard renewal provided by the State every two years. A renewal fee may apply.
- If denied, the applicant will be informed which criterion/criteria was not met. The applicant may re-apply if the missing criterion/criteria is provided.

A report of the requested locations and their eligibility will be sent to the City Manager for distribution to the City Council.

ACCESSIBLE PARKING DESIGN CRITERIA

Each on-street accessible parking space shall be installed in accordance with the most recent edition of the CA MUTCD, Figure 3B-22 (CA), Sheet 2 of 2 (see Attachment A) and Caltrans Standard Plans A90A and A90B (see Attachment B), as indicated by blue paint on the curb or edge of the paved portion of the street adjacent to the space and a post-mounted R99 (CA) sign with R99(B)(CA) or R99C(CA) sign, in plain view of each space showing the International Symbol of Accessibility. Where tow-away provisions are applied to on-street spaces, the R100A(CA) sign may be used with the R99(CA) and R99(B)(CA) signs or the R99(C)(CA) sign.

Each off-street accessible parking space shall be installed in accordance with the most recent edition of the CA MUTCD, Figure 3B-22 (CA), Sheet 1 of 2 (see Attachment A), indicated by (1) painting the border for the loading/unloading area blue, painting the stall or space border white, and on the ground, in the stall or space, a white profile view depicting a wheelchair with occupant, on a blue background, outlined in white (International Symbol of Accessibility), and (2) installation of the post-mounted R99(CA) and R99(B)(CA) signs or the R99(C)(CA) sign mentioned above, in plain view of each stall or space. Where tow-away provisions are applied to off-street spaces, the previously mentioned R100A sign may be used with the R99(CA) and R99(B)(CA) signs or the R99(C)(CA) sign (see Attachment A), which shall be posted at each entrance to the off-street parking facility.

City of Compton

Application for: On-Street Accessible Parking for Disabled Persons

(Continued)

4. Landlord/Property Manager:	
Name:	Phone Number:
Address:	
Email Address	
<i>I support this application and concur with the information applicant has indicated in Section 3 of this application.</i>	
Signature:	Date:
5. Agreement:	
In submitting this application, I understand and agree to the following:	
<ol style="list-style-type: none"> 1. Completion of this application does not guarantee approval of the installation of an accessible parking space for disabled persons. 2. Approval of this application does not constitute an agreement to provide a permanent accessible parking space for disabled persons. 3. The approved installation of an accessible parking space for disabled persons is not a personal parking space and is available for public use for any vehicle displaying a DMV-issued Disabled Persons plate or placard. 4. The City of Compton reserves the right to deny or remove any accessible parking space for disabled persons according to policy guidelines or for public right-of-way purposes. 5. The City may inspect the applicant's parking area(s) for the verification of information provided herein. Applicant understands and agrees to provide access to the property upon request of City Staff. 6. Applicant shall notify the City's Public Works Department, in writing, of any changes in the information provided on this application and if/when the space approved under this application is no longer needed. 7. Residential accessible parking zones are subject to renewal every 2 (two) years, upon renewal of the related Disabled Placard or Plate by the State. To assure continued eligibility and to maintain the validity of the zone, residential applicants agree to submit a copy of the State-issued renewal of the Disabled Placard or Plate biennially, upon receiving it. 8. <i>If my request is approved, I will pay a processing fee of \$200.00 to cover the cost of field investigation, installation, maintenance, and removal.</i> 	
I, _____, hereby certify, under penalty of perjury, that the information provided herein is correct and agree to all items listed in Section 5 "Agreement" of this application.	
Applicant's Signature: _____ Date: _____	
Please return completed application and attachments to: <div style="text-align: center;"> City of Compton Attention: Public Works Department, Engineering Division 205 S Willowbrook Ave Compton, CA 90220 </div>	
Or email to: contactPW@comptoncity.org	For more information, call: (310) 605-5505
Office Use Only	
Date Received:	<input type="checkbox"/> Approved, Date: _____ <input type="checkbox"/> Denied, Date: _____
If Denied, reason for denial:	

Attachment A

Excerpts for Installation of Accessible Parking for Disabled Persons from the *California Manual on Uniform Traffic Control Devices, 2014, rev6* (Note: Reference the most recent version of the CA MUTCD)

Section 2B.46 Parking, Standing, and Stopping Signs (R7 and R8 Series)

Special Signs

The Accessible Parking Only (R99(CA)) sign in combination with MINIMUM FINE \$250 (R99B(CA)) plaque; or, Accessible Parking Only Minimum Fine \$250 (R99C(CA)) sign shall be used in on-street and off-street parking facilities to designate stalls for vehicles with a special identification license plate or a distinguishing placard for persons with disabilities.

Support:

⁶⁴ The R99(CA) sign in combination with the R99B(CA) plaque; or, R99C(CA) sign, blue pavement markings and International Symbol of Accessibility Marking, are required for enforcement of these parking areas. Refer to CVC 22511.7 and 22511.8.

Standard:

⁶⁵ The VAN ACCESSIBLE (R7-8b) sign shall be mounted below the Accessible Parking Only (R99(CA)) sign in combination with MINIMUM FINE \$250 (R99B(CA)) plaque; or, Accessible Parking Only Minimum Fine \$250 (R99C(CA)) sign of the parking space for persons with disabilities designated as the van accessible space as provided in the California Building Code Section 1129B.

Option:

⁶⁶ The TOW-AWAY SPECIAL PLACARD OR LICENSE PLATE REQUIRED (R100A(CA)) sign may be used with the R99(CA) sign in combination with the R99B(CA) plaque; or, R99C(CA) sign to inform motorists that their vehicle will be towed away if they do not have a special identification license plate or a distinguishing placard for persons with disabilities.

Standard:

⁶⁷ The Disabled Tow-Away (R100B(CA)) sign shall be placed immediately adjacent to, and visible from, the stall or space, or at each entrance to an off street parking facility to inform motorists that their vehicle will be towed away if they park in designated stalls or spaces without a special identification license plate or a distinguishing placard for persons with disabilities. The sign shall include the address where the towed vehicle can be reclaimed and the telephone number of the local traffic law enforcement agency. Refer to CVC 22511.8 and 22511.9.



Table 2B-1(CA). California Regulatory Sign and Plaque Sizes (Excerpt)

Sign or Plaque	Sign Designation	Section	Conventional Road	
			Single Lane	Multi-Lane
Accessible Parking Only	R99(CA)	2B.46	12 x 18	12 x 18
MINIMUM FINE \$250 plaque	R99B(CA)	2B.46	12 x 9	12 x 9
Accessible Parking Only Minimum Fine \$250	R99C(CA)	2B.46	12 x 24	12 x 24
TOW-AWAY SPECIAL PLACARD OR LICENSE PLATE REQUIRED	R100A(CA)	2B.46	12 x 8	12 x 8
Disabled Tow-Away	R100B(CA)	2B.46	24 x 24	24 x 24

Section 3B.19 Parking Space Markings

Standard:

02 **Parking space markings shall be white.**

Option:

03 Blue lines may supplement white parking space markings of each parking space designated for use only by persons with disabilities.

Support:

04 Additional parking space markings for the purpose of designating spaces for use only by persons with disabilities are discussed in Section 3B.20 and illustrated in Figure ~~3B-22~~ **3B-22(CA)**. The design and layout of accessible parking spaces for persons with disabilities is provided in the “Americans with Disabilities Act Accessibility Guidelines (ADAAG)” (see Section 1A.11).

Support:

05 Refer to CVC 22500 through 22522 for parking space markings.

06 Refer to Section 2B.39 for Parking Regulations.

Policy on Parking Restrictions

18 **The International Symbol of Accessibility (ISA) parking space marking shall be placed in each off-street parking space (see Figure 3B.22(CA)).**

Guidance:

18a *The ISA parking space marking (3B-22(CA)) should be placed in each on-street parking space designated for use by persons with disabilities.*

Standard:

A blue background with white border ~~may~~ shall supplement the wheelchair symbol as shown in Figure ~~3B-22~~ 3B-22(CA).

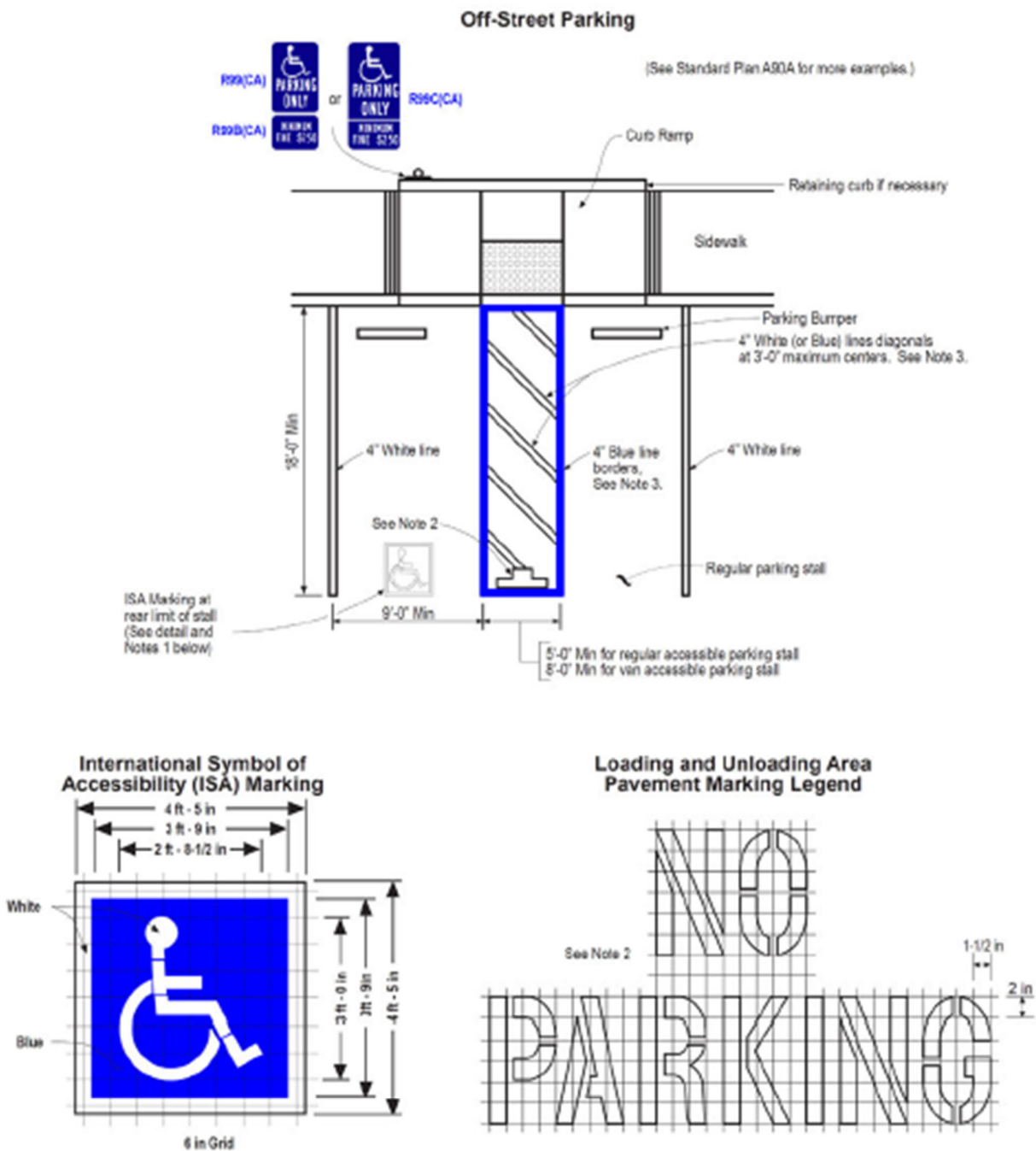
19a **If used, new construction of accessible off-street parking spaces, and, loading and unloading areas shall include pavement marking details shown on Figure 3B-22 (CA), or as shown on Caltrans’ Standard Plan A90A. The loading and unloading area shall be marked by a border and hatched lines. The border shall be painted blue and the hatched lines shall be painted a suitable contrasting color to the parking space (blue or white paint is preferred).**

19b **If used, new construction of accessible on-street parking shall include a blue painted curb, as shown on Caltrans’ Standard Plan A90B. If on-street parking designated and designed for persons with disabilities includes a loading and unloading area, it shall be marked by a border and**

hatched lines. The border shall be painted blue and the hatched lines shall be painted a suitable contrasting color to the parking space (blue or white paint is preferred).

^{19c} Loading and unloading areas shall include the words “NO PARKING” within the blue border and shall be painted in white letters no less than 12 inch high (See detail in Figure 3B-22 (CA)). Refer to California Code of Regulations Title 24, Section 1129B.4.

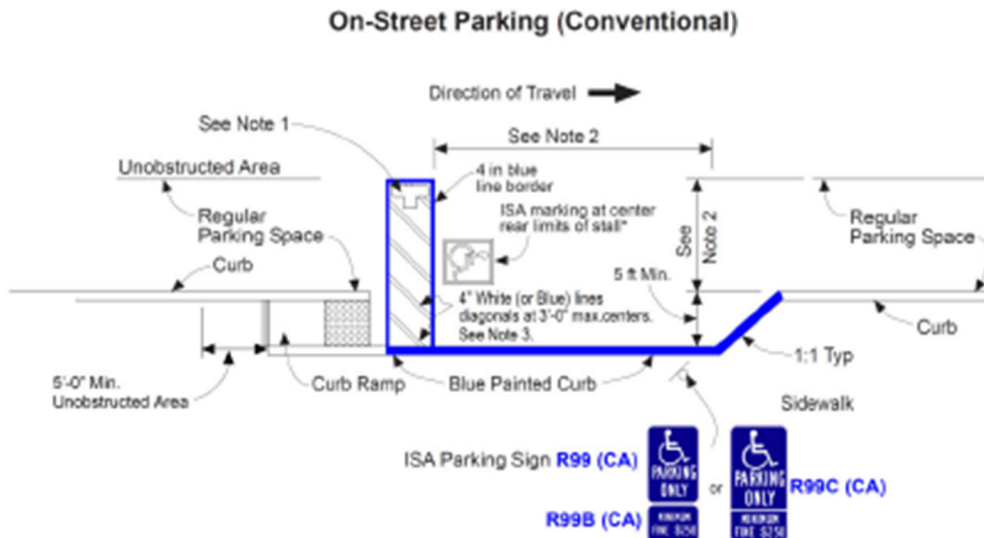
Figure 3B-22 (CA). Examples of Disabled Persons Parking Symbol, Legend and Related Markings (Sheet 1 of 2)



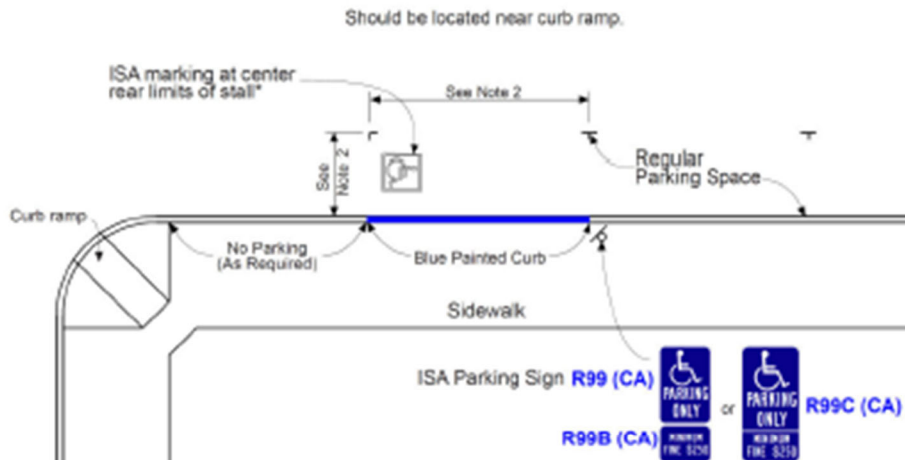
NOTES:

1. The design details for this symbol, legends, and related markings are shown in the Department of Transportation's Standard Plans. See Standard Plan A24C for square unit area for the ISA marking.
2. The words "NO PARKING" shall be painted in the loading and unloading area in white letters no less than 12 in high on a contrasting background and located so that it is visible to traffic enforcement officials. See Standard Plan A24E for square unit area for "NO PARKING" legend.
3. Loading and unloading area border shall be marked in blue paint. The hatched lines shall be painted a suitable contrasting color to the parking space. Blue or white paint is preferred.

Figure 3B-22 (CA). Examples of Disabled Persons Parking Symbol, Legend and Related Markings (Sheet 2 of 2)



On-Street Parking (Restricted Right of Way Width)



* ISA marking is optional for On-Street accessible parking.

NOTES:

1. The words "NO PARKING", shall be painted in white letters no less than 12 in high on a contrasting background and located so that it is visible to traffic enforcement officials. See Standard Plan A24E for square unit area for painting the legend "NO PARKING".
2. Accessible on-street parking spaces shall not be smaller in length or width than that specified by the local jurisdiction for other parking spaces, but not less than 20 ft in length and not less than 8 ft in width.
3. The hatched lines shall be painted a suitable contrasting color to the parking space. Blue or white paint is preferred.
4. Actual dimensions and curb geometry may differ from that shown. See Standard Plan A90B for additional details.

Attachment B

Caltrans 2018 Standard Plans A90A & A90B, for Installation of Accessible Parking for Disabled Persons
(Note: Reference the most recent version of the Standard Plans)

SINGLE PARKING STALL

DOUBLE PARKING STALL

DIAGONAL DOUBLE PARKING STALLS

DETAIL A

DIST	COUNTY	ROUTE	POST MILE	PLAN NO.	DATE

APPROVED
CALIFORNIA CIVIL ENGINEER
May 31, 2018
PLANS APPROVAL DATE
The STATE OF CALIFORNIA AND ITS DIVISIONS OF HIGHWAYS SHALL NOT BE RESPONSIBLE FOR THE ACCURACY OR COMPLETENESS OF ANY AND ALL PORTIONS OF THIS PLAN SHEET.

NOTES:

1. Accessible parking spaces serving a particular building shall be located on the shortest accessible route of travel from adjacent parking to an accessible entrance. In parking facilities that do not serve a particular building, accessible parking shall be located on the shortest accessible route of travel to an accessible pedestrian entrance of the parking facility.
2. One in every six accessible off-street parking stalls, but not less than one, shall be served by an accessible aisle of 8'-0" minimum width and shall be signed van accessible. The RT-10 sign shall be mounted below the R99B (CA) plaque or the R99C (CA) sign.
3. In each parking stall, a curb or parking bumper shall be provided if required to prevent encroachment of vehicles over the required width of walkways. Parking stalls shall be so located that persons with disabilities are not compelled to wheel or walk behind parked vehicles other than their own. For more parking bumper requirements, see the Standard Specifications.
4. Parking spaces and access aisles shall be level with surface slopes not exceeding 1.5% in all directions.
5. Table A shall be used to determine the required number of accessible parking stalls in each parking lot or garage.
6. Where Plaque R99B (CA), Sign R99C (CA) or Sign RT-8b are installed, the bottom of the sign or plaque panel shall be a minimum of 7'-0" above the surrounding surface.
7. Curb ramps shall conform to the details shown on Standard Plan A88A.
8. Blue paint, instead of white may be used for marking accessibility aisles in areas where snow may cause white markings to not be visible.
9. The words "NO PARKING", shall be painted in white letters no less than 1'-0" high and located so that it is visible to traffic enforcement officials. See Standard Plan A90B for details of the "NO PARKING" pavement marking.
10. A R100B (CA) sign shall be posted in a conspicuous place at each entrance to off-street parking facilities or immediately adjacent to and visible from each stall. The sign shall include the address where the towed vehicle may be facilitated and the telephone number of the local traffic law enforcement agency.
11. Where a single (non-van) accessible parking space is provided, the loading and unloading access aisle shall be on the passenger side of the vehicle as the vehicle is going forward into the parking space.
12. Where a van accessible parking space is provided, the loading and unloading access aisle shall be 8'-0" wide minimum, and shall be on the passenger side of the vehicle as the vehicle is going forward into the parking space.
13. Accessible Parking Only Sign shall be Sign R99C (CA) or Sign R99 (CA) with Plaque R99B (CA).

LEGEND

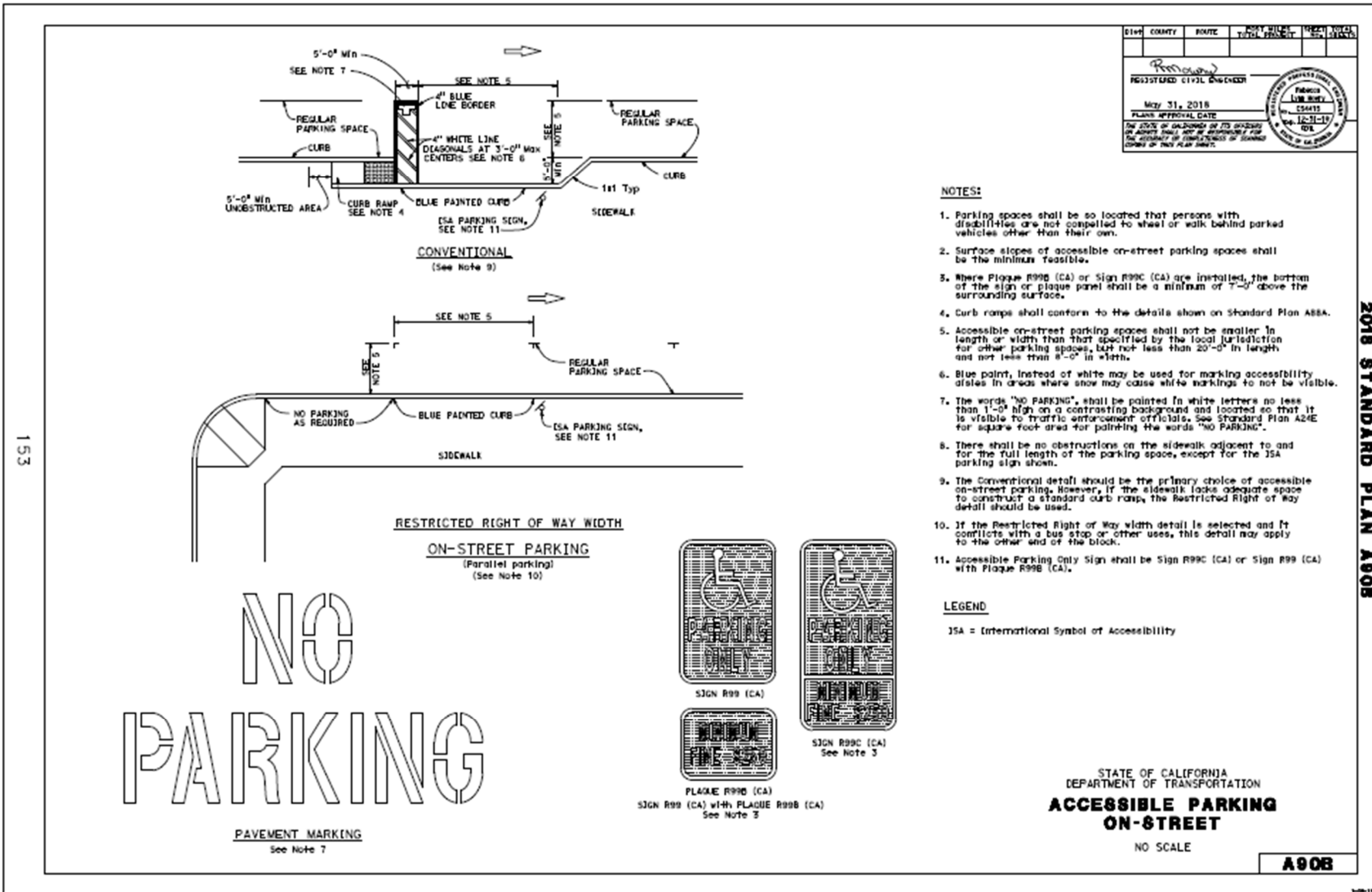
ISA = International Symbol of Accessibility

STATE OF CALIFORNIA
DEPARTMENT OF TRANSPORTATION
**ACCESSIBLE PARKING
OFF-STREET**
NO SCALE

A90A

152

2018 STANDARD PLAN A90A



- NOTES:**
1. Parking spaces shall be so located that persons with disabilities are not compelled to wheel or walk behind parked vehicles other than their own.
 2. Surface slopes of accessible on-street parking spaces shall be the minimum feasible.
 3. Where Plaque R99B (CA) or Sign R99C (CA) are installed, the bottom of the sign or plaque panel shall be a minimum of 7'-0" above the surrounding surface.
 4. Curb ramps shall conform to the details shown on Standard Plan A88A.
 5. Accessible on-street parking spaces shall not be smaller in length or width than that specified by the local jurisdiction for other parking spaces, but not less than 20'-0" in length and not less than 8'-0" in width.
 6. Blue paint, instead of white may be used for marking accessibility aisles in areas where snow may cause white markings to not be visible.
 7. The words "NO PARKING", shall be painted in white letters no less than 1'-0" high on a contrasting background and located so that it is visible to traffic enforcement officials. See Standard Plan A24E for square foot area for painting the words "NO PARKING".
 8. There shall be no obstructions on the sidewalk adjacent to and for the full length of the parking space, except for the 5A parking sign shown.
 9. The Conventional detail should be the primary choice of accessible on-street parking. However, if the sidewalk lacks adequate space to construct a standard curb ramp, the Restricted Right of Way detail should be used.
 10. If the Restricted Right of Way width detail is selected and it conflicts with a bus stop or other uses, this detail may apply to the other end of the block.
 11. Accessible Parking Only Sign shall be Sign R99C (CA) or Sign R99 (CA) with Plaque R99B (CA).

LEGEND
ISA = International Symbol of Accessibility

STATE OF CALIFORNIA
DEPARTMENT OF TRANSPORTATION
**ACCESSIBLE PARKING
ON-STREET**

NO SCALE
A90B